



Welcome to Naha Living Guide

| | |
|---|---------------|
| Outline of Naha | pg. 1 ~ 5 |
| 1. Emergencies and Fires | pg. 6 ~ 10 |
| 2. Daily Life | pg. 11 ~ 20 |
| 3. Notifications, Certifications and Consultations | pg. 21 ~ 38 |
| 4. Social Services and Health | pg. 39 ~ 68 |
| 5. National Health Insurance, Pension and Taxes | pg. 69 ~ 80 |
| 6. Education | pg. 81 ~ 82 |
| 7. International Exchange, Equal Gender Participation, NPO Activities and Volunteers | pg. 83 ~ 85 |
| 8. Learning and Leisure | pg. 86 ~ 99 |
| 9. Work and Industry | pg. 100 ~ 102 |
| 10. City Assembly and Other Information | pg. 103 ~ 106 |

Citizen's Charter 市民憲章

We are proud to be citizens of Naha, and as such we will abide by the following to create a cheerful, comfortable city for all to live in.

- I. We will keep our city beautiful.
- II. We will take care of public property.
- III. We will be on time.
- IV. We will respect traffic manners.
- V. We will be kind to others.

Naha City Emblem 那覇市章



(Enacted December, 19, 1921)

The Japanese katakana characters for “Naha” were stylized in a circular design to symbolize the limitless growth and development that represents Naha.

City Tree, Flower, Flowering Tree, and Fish 市木・市花・市花木・市魚

| | |
|-------------------|--|
| City tree: | Common Garcinia (Enacted October 1983) |
| City flower: | Bougainvillea (Enacted October 1983) |
| City flower tree: | Royal Poinciana (Enacted October 1983) |
| City fish: | Tuna (Enacted August 2010) |

Outline of Naha 那覇市の概要

Our City – Naha わたしたちのまち・那覇市 (Municipal system established May 20, 1921) (市制施行 大正 10 年 5 月 20 日)

As the capital of Okinawa Prefecture with a population of approximately 320,000, Naha is the center of politics, economics, and culture. Set against the Shuri Highlands (165m above sea level) to the gently sloping plains facing the East China Sea, the Ryukyu Kingdom culture flourished in Naha, which since ancient times was replete with ports and served as a hub for exchange with faraway lands.

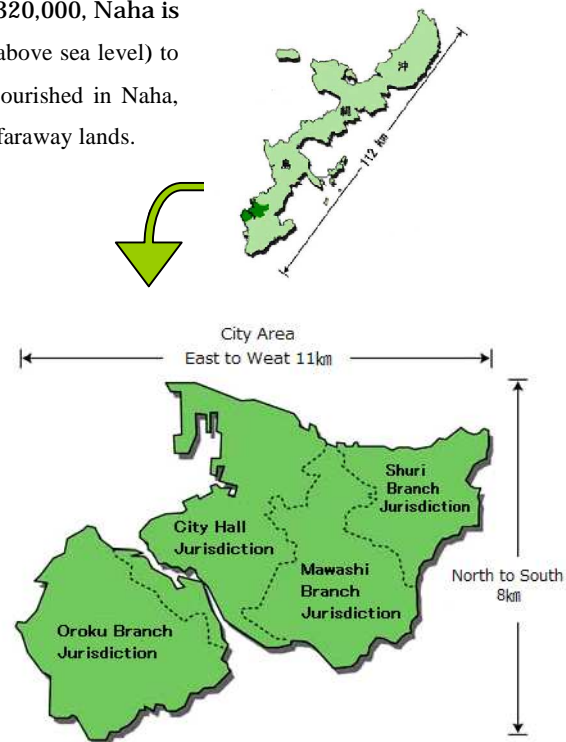
Influenced by the Kuroshio Current, the climate in Naha offers warm winters and winds blowing in from the sea in every direction during the summer. There is little variation in the average annual temperature, making it a pleasant place to live.

In the Battle of Okinawa at the end of the Pacific War the town was burned to the ground, but with Okinawa's reversion to Japan in 1972 many citizens from around the city and around the prefecture pitched in to create the Naha we see today.

At the turn of the 21st Century, Naha grew as the nexus of the Okinawa City Monorail Line, as well as an urban center and a site for new urban development.

Various policies were developed to cooperate with citizens in urban development and educate the children that will lead the next generation.

Naha – with an eye to innovation as a city with style.



- Naha coordinates
127°38'12" – 44°19" east longitude
26°10'34" – 14°46" north latitude
- City area
39.57km² (estimate)

Origin of the Name “Naha” 那覇の名称について

The name “Naha” is allegedly a corruption of “Nafa,” which according to FuyuIha, the father of Okinawa Studies, comes from the word “Naba” (fishing ground). The name “Naha” was settled on by the Japanese Broadcasting Language Review Commission in 1934, and from then on the names “Naha,” “Nafa,” “Naba,” and so on that were generally used until then were unified.

Naha by the Numbers 統計でみる那覇市 (As of March 31, 2016) (平成 28 年 3 月末現在)



Population

323,293

*Incl. foreign residents
Male: 155,209
Female: 166,486



No. of households

147,296


*Incl. foreign residents



Population density

8,170/km²

*Incl. foreign residents



Average age

43.0

Excl. foreign residents

Guide to Naha City Hall 那覇市庁舎案内

City Hall Tel: (098) 867-0111 (main line)

City Hall 本庁舎

● Address 所在地

1-1-1 Izumizaki, Naha 900-8585

● Access by public transportation 交通機関

Bus lines *Rough time to walk to city hall from the bus stop

5 minute walk from the bus terminal

4 minute walk from KenchoKitaguchi

1 minute walk from KenchoMinamiguchi

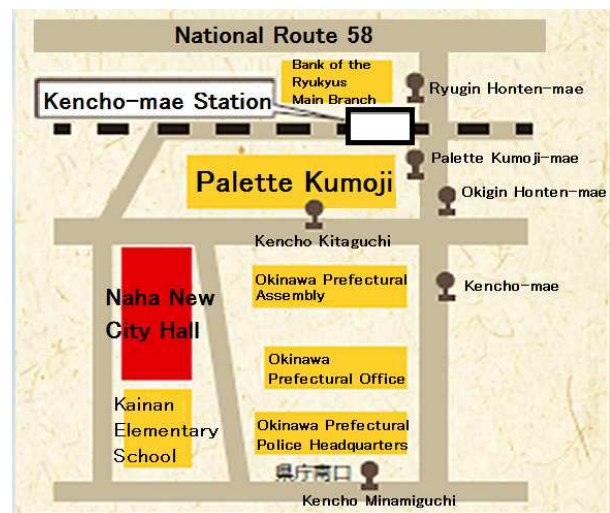
3 minute walk from Palette-mae/Kencho-mae

Yui Rail

4 minute walk from Kencho-mae Station

By car

Use the underground parking (parking fees apply)



| Days \ Hours | 8:00 – 18:00 | 18:00 – 8:00 the following day | Daily Maximum |
|----------------------------------|--|---------------------------------|---------------|
| Weekdays | First 60mins after office opens: 100 yen (300 yen/30mins thereafter) | 100 yen/30min (Max 500 yen) | 900 yen |
| Saturdays, Sundays, and Holidays | 100 yen/30mins | 100 yen/20min (Max. 500 yen) | |

*Motorbike and bicycle parking is free.

City Hall Arrangement Plan

| | | | | | | | | |
|-----|--|---|---|---|-------------------------------------|---------------------------------------|------------------------------------|-----------------|
| 12F | Election Administration Committee | | | | Auditing Office | | | |
| 11F | School Education Division | | Educational Affairs Division | | School Lunch Division | | | |
| | Board of Education General Affairs Division | | | | | | | |
| 10F | Cultural Assets Division | | | | | | | |
| | Citizens' Sports Division | | Lifelong Learning Division | | Facilities Division | | | |
| 9F | Construction Guidance Division | | | City Planning Division | | | | |
| | Building Affairs Division | | New Citizens Hall Construction Office | Cadastral Survey Division | | Urban District Maintenance Division | | |
| 8F | Flower and Greenery Division | | Park Management Division | | Municipal Housing Division | | | |
| | Construction Work Division | | | Construction Planning Division | | | | |
| 7F | Environmental Policy Division | | Waste Management Division | | Environmental Preservation Division | | | |
| | Road Management Division | | | Road Construction Division | | | | |
| 6F | Information Policy Division | | Finance Division | | Planning and Coordination Office | | Administrative Management Division | |
| | Naha Downtown Revitalization Office | | Division of Commerce and Industry, Agriculture and Forestry | | | | Tourism Division | |
| 5F | Citizen Disaster Prevention Office | | Secretariat & Public Relations Division | | | General Affairs Division | | |
| | Peace• Exchange Promotion & Gender Equality Division | | | Contract & Public Works Inspection Division | | Personnel Division | Property Management Division | |
| 4F | Assembly Hall | | | | | | | |
| 3F | Disabled Person's Welfare Division | | Resident Tax Division | | Property Tax Division | | Tax Payment Division | |
| | Children's Policy Division | Children's Future Division | | | Child-Rearing Support Division | | | |
| 2F | Welfare Policy Division | third Public Assistance Section | Second Public Assistance Section | | First Public Assistance Section | Public Assistance Management Division | Restaurant | |
| | Special Medical Examination Division | | Chahganju Nursing &Longlife Promotion Division | | | Naha Employment Consultation Center | | Treasury Office |
| 1F | Store | Municipal Administration Information Center | | Community Safety Division | | HaisaiCitizens' Affairs Division | | Gurds'room |
| | ATM | Bank | Division of National Health Insurance | | | | | |
| B1F | Parking | | | | | | | |
| B2F | Parking | | | | | | | |

Naha Coproduction Plaza なは市民協働プラザ

● Address 所在地

2 3 1 Mekarū, Naha, Okinawa 900-0004

● Access by public transportation 交通機関

Bus lines *Rough time to walk to city hall from the bus stop

Get off at Naha Shimin Kyodo Plaza-mae

7 minute walk from Furujima (on Prefectural Road 82)

10 minute walk from konan-kokomae or Makabi (on National Route 330)

Yui Rail

10 minute walk from Furujima Station

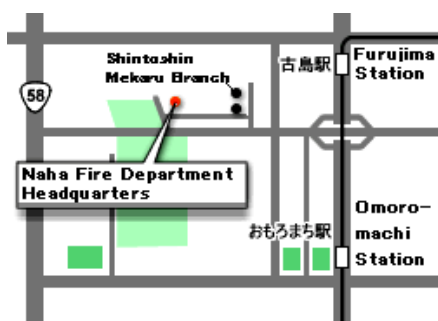


Naha Coproduction Plaza Arrangement Plan (as of April,1,2016)

| | |
|-----|--|
| 5F | Naha Enterprise Support Center |
| 4F | |
| 3F | |
| 2F | |
| 1F | Naha Women's Center (Core A) |
| | Mekaru Service Cwnter(Core B) *The Center will be closed on March, 31, 2017. |
| B1F | Parking |

Other major government offices その他主な庁舎

Fire Department Headquarters



Address: 2-3-8 Mekaru Tel: 867-0119

Naha City Water & Sewage Bureau



Address: 1-1-1 Omoromachi Tel: 941-7801

MawashiBranch



Address: 2-32-1 Yorimiya Tel: 832-8231

ShuriBranch



Address: 2-18-9 ShuriKubagawa-cho Tel: 884-4312

OrokuBranch



Address: 4-2-2 Uebaru Tel: 857-0086

1 . Emergencies and Fires 1 緊急・災害

Emergencies 救 急

Call 119 for an ambulance 救急車を呼ぶときは 119 番

Command and Control Section, Fire Department Headquarters Tel: 868-9911

- Remain calm and accurately give the following information.

- (1) Type of illness or accident
- (2) Address (or location of accident), name, phone number
- (3) Number of the ill (or injured), age, gender, condition

Sample call

“This is an emergency. (Give address, name).”

- Give the building name or nearest landmark.
- Simply explain what happened to whom, details, and current conditions as you see them.

Use ambulances properly 救急車は正しい利用を

Emergency Medical Services Section (E.M.S.), Fire Department Headquarters Tel: 867-1199

Ambulances are for transporting severely injured or ill people to the hospital as quickly as possible.

Please use ambulances properly – for minor injuries or illnesses, please use a taxi or other means.

First aid classes 応急手当講習会

Emergency Medical Services Section (E.M.S.), Fire Department Headquarters Tel: 867-1199

No one can predict when or where a sudden injury or accident will occur. The average time in Naha for an ambulance to arrive from when called in is 8.9 minutes. Providing proper first aid can save an injured or ill person's life. Feel free to contact us individually or in community/corporate groups regarding CPR (including first aid and how to handle AED (automated external defibrillator) devices).

| Class Name | Details | Contact |
|---|---|--|
| Standard First Aid I (3hrs) You will receive a certificate upon completion | CPR and AED on adults | Emergency Services Section, Naha Fire Department Headquarters Tel: 867-1199 |
| Standard First Aid III (3hrs) You will receive a certificate upon completion | CPR and AED on children, infants, and newborns | |
| Advanced First Aid (8hrs) You will receive a certificate upon completion | General first aid, CPR, AED, transportation methods, how to stop bleeding | |
| First Aid Instructor Course (8hrs x 3 days) You will receive a certificate upon completion | Educational course on becoming an instructor of standard first aid classes. | |
| Introductory First Aid Course (2hrs) (miscellaneous first aid course) | Introduction to CPR and AED | (Contact the Emergency Services Section of your nearest fire department) |

| | | |
|--|--|---|
| | | Emergency Services Section: Tel: 867-1199 Nishi: Tel: 868-1230 Oroku: Tel: 859-0119 Matsuo: Tel: 863-0119 Aja: Tel: 868-1793 Chuo: Tel: 867-9915 Shuri: Tel: 885-0119 Mawashi: Tel: 836-0119 |
|--|--|---|

*Regular private courses and on-site group courses (for groups of 15 or more) available. Contact the Emergency Services Section of the Fire Department Headquarters for more information.

Tel: 867-1199

After-hours emergencies 夜間に急病になったときは

Naha City Hospital Emergency Medical Center Tel: 887-1199

(1) Contact your primary care physician first if you suddenly become ill after normal hospital hours. If they cannot see you, contact the Emergency Medical Center.

(2) Bring your health insurance card.

Address: B1 Naha City Hospital, 2-31-1 Furujima, Naha

Hours: Weekdays after-hours (17:00 – 8:00 the following morning), 24hrs on holidays

Departments available: Internal Medicine, Pediatrics, Surgery, Orthopedics, others

Fire 火 災

Call 119 in case of fire もし火災になったら 119 番

Command and Control Section, Fire Department Headquarters Tel: 868-9911

If a fire occurs, remain calm and quickly observe the following actions.

(1) Alert people quickly

If you discover a fire, alert family or people around you in a loud voice and call 119 as soon as possible.

(2) Quickly extinguish it

Attempt initial firefighting efforts using a fire extinguisher, fire hose, blanket, etc. from after you call in the fire until the fire engine arrives. Evacuate to a safe location if the fire reaches the ceiling.

(3) Quickly flee

Human life comes first. Evacuate the elderly, children, and the infirm to a safe location. Once evacuated, never return, as it will be extremely dangerous.

Sample call

“There’s a fire at (address).”

- Give the building name or nearest landmark.

Notification if fumigating 発煙殺虫剤を使用するときは届出を

Nishi Fire Department Tel: 868-1230 Chuo Fire Department Tel: 867-9915

Always notify the nearest fire department or branch fire station when fumigating (notifying by phone OK). You need to notify them also of any activities that can be mistaken for a fire.

No open burning or open-air burning 野焼き、廃材などの露天焼却はできません

Environmental Preservation Section Tel: 951-3229

Nishi Fire Department Tel: 868-1230

Chuo Fire Department Tel: 867-9915

Open burning of garbage within the city is in principle forbidden under the Waste Management and Public Cleansing Law and the Naha Pollution Prevention Ordinances. If you absolutely need to burn openly in the city, please contact the Environmental Preservation Section, after which you will need to notify your nearest fire department or branch fire station. (It is also possible to notify by phone.)

Install a smoke detector 住宅用火災警報器を設置してください

Fire Prevention Section, Fire Department Headquarters Tel: 867-0212

Nishi Fire Department Tel: 868-1230

Chuo Fire Department Tel: 867-9915

All residences are required to install a smoke detector according to the revised Fire Services Act of 2004. Please purchase your smoke detector from a dealer or store that carries fire prevention equipment. The fire department does not sell smoke detectors. Beware of corrupt dealers impersonating fire department personnel selling smoke detectors.

Disaster prevention courses 防災に関する講習など

Fire Prevention Section, Fire Department Headquarters Tel: 867-0212

Nishi Fire Department Tel: 868-1230

| Course Name | Content | Contact |
|--|---|--|
| Disaster Prevention Lecture | Disaster prevention measures at home or the office | Fire Prevention Section, Fire Department Headquarters Tel: 867-0212 |
| Training for Voluntary Disaster Prevention Organizations | Training, guidance, and lectures for voluntary disaster preventions organizations | |
| Fire Department Tour | Learn about the inner workings of a fire department | Nearest fire department |

Chuo Fire Department Tel: 867-9915

If affected by Disaster 災害にあったとき

If you need a Disaster Victim Certificate 災害証明が必要なとき

Citizen Disaster Prevention Office, General Affairs Division Tel: 861-1102
Fire Prevention Section, Fire Department Headquarters Tel: 867-0212

You can be issued a Disaster Victim Certificate if necessary to file an insurance claim or get a tax reduction or exemption should you suffer damage in an earthquake, typhoon, fire, or other natural disaster.

●For damage from earthquakes, typhoons, or heavy rains

Disaster Victim Certificate: Certificate issued for houses inspected and confirmed by a city official

Contact: Civic Disaster Prevention Office (bring your seal)

Disaster Victim Certificate Notification: Notification issued when damage has not been inspected and confirmed by a city official

Contact: Civic Disaster Prevention Office (bring photos proving damage and your seal)

●For damage from fire

Contact: Hazardous Materials Group, Fire Prevention Section, Fire Department Headquarters (4th Floor of the Fire Department Headquarters)

What to bring:

(If applying in person) None

(If applying through proxy) Power of attorney, proxy's identification

Preparing for a Disaster, Traffic Accidents 災害の備え・交通事故

If you discover unexploded ordinance 不発弾を見つけたら

Citizen Disaster Prevention Office, General Affairs Division Tel: 861-1102
Community Safety Division, Naha Police Department Tel: 836-0110
Community Safety Division, Tomigusuku Police Department Tel: 850-0110

Unexploded ordinances is extremely dangerous and may explode.

If you find what you suspect to be unexploded ordinance at a construction site, call the police department immediately. Do not move it. If you know someplace where unexploded ordinances is buried, contact the Civic Disaster Prevention Office.

Call 110 in the event of a traffic accident 交通事故にあったときは 110 番

Naha Police Department Tel: 836-0110
Tomigusuku Police Department Tel: 850-0110

(1) Remain calm. Check the other driver's license plate number, driver's license, and other necessary points.

(2) Be sure to call the police department and submit a report.

(3) If you receive treatment for injuries sustained in an accident and you are insured by National Health Insurance, be sure to contact the National Health Insurance Section.

2. Daily Life 2.毎日の暮らし

Garbage ごみ

For inquiries regarding garbage ごみに関するお問い合わせ

Waste management Division Tel: 951-3231

| Item | Contact | Phone Number |
|--|-----------------------------|---|
| Garbage collection (Inquiries regarding bringing in your own bulky garbage, recyclable garbage, or tree and grass clippings, collection points, and illegal dumping) | CleanPromotion Office | Tel: 889-3567 889-3092 889-3561 Fax: 888-1274 |
| Garbage reduction and recycling (Inquiries regarding garbage separation, support in purchasing garbage processing equipment and licensed garbage collectors for office waste) | Waste management Division | Tel: 951-3231 |
| Directly bringing in your own garbage (Bringing in burnables, non-burnables, and bulky garbage) | Naha Haeburu Clean Center | Tel: 882 - 6701 |
| Roadside tree prunings, fallen trees, garbage from gutters (city streets) | Road Administration Section | Tel: 951-3237 |
| Road kill pick-up | (Private or city streets) | Clean Promotion Division Tel: 889 - 3567 (Weekdays/holidays 8:30 – 17:15) Tel: 867 - 0111 (Other days or times: security guard) |
| | (Prefectural roads) | Nambu Public Works Office Tel: 867 - 2941 |
| | (National roads) | Nambu National Roads Office Tel: 943 - 6201 |

Proper separation and disposal of household garbage 家庭ごみの正しい分け方・だし方

Waste management Division Tel: 951-3231

The city divides household garbage into the following classifications. These are collected separately. Be sure to carefully separate your garbage and bring it to the designated spot by 8:30 on collection day.

Burnable

- You must purchase the garbage bag designated by Naha
- Raw garbage (please drain first)
 - Rubber and leather items
 - Plastic (such as CDs, cassette tapes, video cassette tapes, plastic shopping bags, Styrofoam)

Non-burnable

- You must purchase the garbage bag designated by Naha
- Metal (such as pots, pans, blends that include metal)
 - Glass items (such as heat resistant glass)
 - Small electrical goods (such as hair dryers, rice cookers, cassette players)
 - Light bulbs (fluorescent tubes are disposed of as harmful garbage)
 - Non-broken ceramic

Paper and old clothing

Tie these up separately with string and place them at the designated spot. Do not put them in bags.

***Do not put out when it rains.**

- Books, miscellaneous recyclable paper (wrapping paper, paper cartons, printing paper, etc.)
- Newspapers, advertisements, cardboard (tape and staples removed)
- Paper packs (washed and cut open)
- Cloth, old clothing (towels, sheets, old clothing)

*Undergarments should be disposed as burnable garbage.

Cans, glass bottles, and PET bottles

Place in a clear or semi-transparent bag and close tightly.

- Separate by category before putting out.
- Be sure to remove the caps on glass and PET bottles before disposing.
- Lightly rinse out cans and glass and PET bottles.
- Crush PET bottles to be as compact as possible.
- Cosmetic bottles (from April 1, 2009)

Grass and tree clippings

How to dispose: Tie with string or place grass and tree clippings only in a clear, non-designated garbage.

Acceptable amount: Up to six bundles or bags. Dispose of large quantities over the course of several days.

Where to dispose: Where you dispose of household garbage. Grass and tree clippings cannot be picked up from in front of open fields or graveyards.

Items not accepted: Lumber, plywood, rectangular lumber, or other items that are painted or coated with an anti-corrosion agent, as they cannot be recycled. They should be disposed of as burnable garbage or bulky garbage.

Harmful or hazardous garbage, miscellaneous garbage

- Fluorescent tubes (place in a box or wrap in newspaper – do not use packing tape)
- Broken glass, broken ceramics, razors, box cutters, etc. (wrap in thick paper, label “キケン” (dangerous), and place in a clear bag before putting out)
- Lighters should be placed in a clear bag without any other garbage before putting out.
- Batteries (alkaline or manganese) should be placed in a clear or semi-transparent bag without any other garbage before putting out.

Calling for bulkygarbage collection そ大ごみ収集専用電話

Tel: 889-3567

Hours: Weekdays 8:30 – 17:00

Bulky garbage requires a fee for collection (bulky garbage disposal sticker).

Garbage that does not fit into Naha designated garbage bags is considered “bulky garbage.” You will need to arrange a pick up time before putting out bulky garbage. After you have arranged a pick up time, purchase a bulkygarbage disposal sticker (*sodaigomishoriken*) from a supermarket or convenience store, stick on the garbage, and put out on the designated day.

*Pick up times can also be arranged online 24 hours a day.

Visit the Naha City website for more information.



Bringing garbage in yourself ごみの自己搬入について

The city regularly collects household garbage and recyclables, but you can also bring your garbage in directly to the disposal center. *There is a 21 yen/10kg disposal fee for regular garbage, but disposal of recyclables is free.

| Category | Disposal Center | Contact |
|--|---|---|
| Burnables, non-burnables, bulky garbage | Naha Haeburu Clean Center | Naha Haeburu Clean Center Tel: 882-6701 Hours: Mon. – Sat. 8:30 – 12:00, 13:00 – 17:00 (closed Jan. 1 – 3) |
| Recyclables (cans, glass bottles, PET bottles, old clothes) | Recyclables Bldg., Eco-Maaru Naha | Clean Promotion Division Tel: 889-3567 |
| Recyclables (household grass or tree clippings) *You will need to contact the Clean Promotion Division beforehand to apply | CleanPromotion Division (grass, tree, yard) | Clean Promotion Division Tel: 889-3567 |

Garbage that cannot be collected or disposed of 収集・処分できないごみ

(1) Garbage the city cannot collect

The following garbage cannot be collected by the city. Please bring it to the Naha Haeburu Clean Center yourself or have it picked up by a collector licensed by the city for disposal. Please separate your garbage and contact the Naha Haeburu Clean Center before bringing it in.

- One-time large quantity of garbage (garbage from moving or large quantities of household garbage)
- Garbage from cleaning open fields and graves
- General business waste (garbage from shops, companies, or offices)

Contact when bringing in yourself: Naha Haeburu Clean Center Tel: 882-6701

Contact for introduction to garbage collectors: Waste Countermeasures Division Tel: 951-3231

(2) Garbage the city cannot collect and dispose of

The following garbage cannot be collected and disposed of by the city. Please have the place of purchase take it back or commission a specialized disposal company. (You can find their phone numbers in the phone book.)

- General garbage that cannot be disposed of properly:
Mattresses and sofas with springs, pianos, motorbikes, tires, car batteries, fire extinguishers, gas canisters, chemicals, water tanks, button cells, rechargeable batteries, boats, septic tanks, signs, vehicles, explosives, dyes, waste oil, deleterious substances, agricultural chemicals, others
*Rechargeable batteries (small secondary batteries) can be placed into the recycling box at electronics or camera stores.

Recycling major household appliances, personal computers, etc.

(1) Recycling televisions, refrigerators/freezers, washers/dryers, and air conditioners

According to the Home Appliance Recycling Law, you can return televisions, refrigerators/freezers, washers/dryers, and air conditioners to the home appliance store where you purchased them, or they can be taken in by the home appliance store in exchange for a new product.

(2) Personal computers

According to the Act on the Promotion of Effective Utilization of Resources, you must contact your personal computer manufacturer to have it taken in. Contact the following center for computers whose manufacturer no longer exists or for companies that have gone bankrupt. (A separate fee will apply.)

Contact: PC3R Promotion Center Tel: 03-5282-7685

URL: <http://www.pc3r.jp/index.html>

4R Waste Reduction Activities 4R 運動 ~ Let's try ごみ減らし ~

Waste Countermeasures Division Tel: 951-3231

The most important part of eco-friendly garbage disposal is to reduce the actual amount of garbage. To that end, please follow the four principles (4R activities) below.

1. Refuse

Say “no” to overpacking, and bring your own bag with you when shopping.

2. Reduce

Use refills and try to reduce your waste.

3. Reuse

Participate in flea markets and use reusable containers.

4. Recycle

Cooperate with recyclables collection and purchase recycled goods.

- Collection of recyclables and recycling activities by private companies

Many large stores and supermarkets in the city participate in garbage recycling activities, such as by setting up collection boxes for (Styrofoam) food trays and milk cartons. Use these as often as possible to reduce your waste.

Stop littering! – Anti-littering Ordinances やめよう！ごみのポイ捨て ポイ捨て防止条例

Clean Promotion Division Tel: 889-3567

Naha enacted the Naha Anti-littering Ordinances to Promote a Beautiful Environment (enacted January 9, 1996) to eliminate the littering of empty cans and bottles, chewing gum, cigarette butts, and so on within the city and promote a beautiful city to live in. Littering is a problem that everyone in Naha is aware of. Please don't litter or throw garbage from your car.

*You may be fined no more than 10,000 yen for littering (empty cans, etc.) in major beautification promotion areas (Kokusai-dori, Okiei-dori).

Installing vending machines 自動販売機の設置

Clean Promotion Division Tel: 889-3567

When installing a vending machine that dispenses canned beverages outdoors, you will need to notify the city and properly manage it, including by setting up a container for collecting empty cans. Contact the Clean Promotion Division regarding the notification.

Assistance in purchasing garbage disposals 生ごみ処理機器の購入支援

Waste Countermeasures Division Tel: 951-3231

The city provides a subsidy for purchasing a garbage disposal unit so that you can dispose of kitchen waste yourself. The subsidy provides two-thirds of the purchase price (unit price, excluding tax) of an electric garbage disposal unit and garbage disposal bin. Please note that the maximum subsidy is 30,000 yen and is limited to one unit per household (for garbage disposal bins, two bins per household). You will need to apply for the subsidy within three months of purchase. Contact the Waste Countermeasures Division regarding what you need to apply. The subsidy is provided on a first come, first serve basis until the allocated budget has been exhausted. Contact the Waste Countermeasures Division for more information.

Plaza Building, Eco-Maaru Naha エコマール那覇プラザ棟

Plaza Building, Eco-Maaru Naha Tel: 889-5396

Located inside Eco-Maaru Naha is the Recycle Plaza where you can learn about reducing your garbage output and a Recycling Building where recyclables are sorted. The Recycle Plaza holds classes and seminars on reducing your garbage output to educate and enlighten the residents of Naha about garbage.

The Recycling Building is where cans, bottles, PET bottles, cloth, and old clothes are separated for recycling.

Main Plaza Building Activities

- Facility introduction, garbage tour: Learn about recyclables sorting at the plaza and how to reduce your waste.
- Eco-classes: Old clothing and cloth recycling classes (repairs, indigo dyeing for old clothes, making accessories, etc.), knife sharpening classes, and eco-seminars and lectures are held here as well. There are displays in the building showing how household garbage is treated.
- Dish and garbage station equipment loans: Dishes and “garbage station equipment” are lent out to promote eco-friendly events and reduce the amount of disposable dishes used.

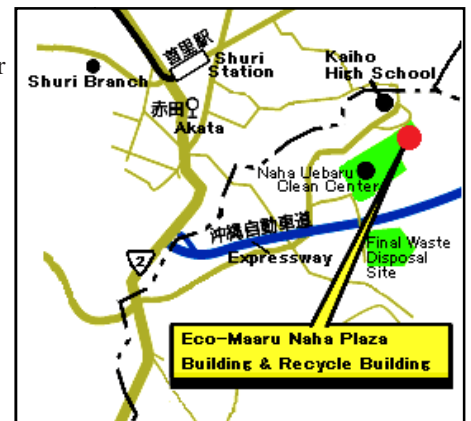
Contact the Plaza Building for more information.

Hours: Mon. – Fri. 8:30 – 17:15

2nd and 4th Saturdays, Sundays 10:00 – 15:00

Closed: All other Saturdays, Sundays, holidays, and New Year’s holidays (12/29 – 1/3)

Address: 641 Aza-arakawa, Haeburu-cho



Community, Naha Life, and Pets 地域・生活・ペット

What to do about pollution troubles 公害でお困りのときは？

Environmental Preservation Division Tel: 951-3229

Contact the Environmental Preservation Division if you are having trouble with loud noises, vibrations, smoke, foul odors, polluted water, and other forms of environmental pollution. The city will conduct an investigation and try to

resolve the problem.

The city also offers a pre-construction consultation system according to guidelines to prevent pollution stemming from factory, shop, or apartment building construction.

Registering pets and getting rabies vaccinations 飼い犬の登録と狂犬病予防注射

Environmental Hygiene Division Tel: 951-1530

According to the Rabies Prevention Law, dog owners are responsible for getting their dog registered and having it vaccinated against rabies once a year. Attach your dog tags and your rabies vaccination slip to your dog.

Your dog needs to be registered in your city of residence, so be sure to notify authorities if you move.

Contact the Environmental Hygiene Division for more information.

What to do if you are bitten by a dog 犬にかまれたとき

Environmental Hygiene Division Tel: 951-1530

If you are bitten by a dog, seek medical attention and immediately contact the Environmental Hygiene Division and submit an accident report.

Confirm who the owner of the dog is. If the owner is unknown, try to remember as many features of the dog as possible, such as breed, fur color, sex, size, and so on.

What to do if your dog bites someone or another animal 犬が人や動物をかんだとき

Environmental Hygiene Division Tel: 951-1530

If your dog attacks or bites another person or animal, contact the Environmental Hygiene Division immediately and submit a dog assault report.

You will be asked for details on what happened and your contact information. A rabies vaccinator (veterinarian) will visit you to determine if there has been an onset of rabies.

What to do if your dog runs away or is impounded 犬が逃げたとき、犬を保護したとき

Environmental Hygiene Division Tel: 951-1530

Finance Section, Naha Police Department Tel: 836-0110

Finance Section, Tomigusuku Police Department Tel: 850-0110

Okinawa Prefecture Animal Welfare and Management Center Tel: 945-3043

(2000 Aza-osato, Ozato, Nanjo)

If your dog runs away or is impounded, contact the Environmental Hygiene Division, Okinawa Prefecture Animal Welfare and Management Center, or police department and check whether there is any information matching your dog.

Getting your dog or cat back 犬・猫の返還について

Environmental Hygiene Division Tel: 951-1530

Contact the Environmental Hygiene Division first if your dog or cat has been impounded by the Environmental Hygiene Division or the Okinawa Prefecture Animal Welfare and Management Center. (There is a fee for processing the return of your animal.)

Dog or cat pick-up 犬・猫の引き取り

Environmental Hygiene Division Tel: 951-1530

If you can no longer care for your dog or cat, you will first need to contact the Environmental Hygiene Division. A member of the section will arrange to come pick it up. Be advised that the section cannot pick up your animal if you do not contact them first.

*There will be a fee for picking up your animal.

*You will be charged a dog registration fee if your dog has not been registered.

Dog and cat rescue 犬や猫の救助

Environmental Hygiene Division Tel: 951-1530

Contact the section if your dog, cat, or other pet has had an accident and needs rescue.

Requesting a stray or unconfined dog to be caught 野犬・放し飼い犬の捕獲要請

Environmental Hygiene Division Tel: 951-1530

It is against the law to keep a dog unconfined. The city goes around and captures stray or unconfined animals to prevent animal bitings.

What to do about dog and cat droppings 犬や猫などの糞尿害でお困りのときは

Environmental Hygiene Division Tel: 951-1530

Contact the Environmental Hygiene Division if you are having trouble with people not picking up after their dogs, with barking/howling, or other problems with animal droppings. The city will investigate and take measures.

What to do if you find an injured animal (dog/cat) 負傷した動物を見つけたら（犬・猫）

Environmental Hygiene Division Tel: 951-1530

Contact the Environmental Hygiene Division if you find an animal that needs rescue (animals involved in traffic accidents included).

What to do if your pet (animal) dies 飼っていた動物（ペット）が死んだとき

Clean Promotion Division (Mon. – Fri.) Tel: 889-3567
(Saturdays and Sundays) Tel: 867-0111

The owner or custodian of the pet (animal) is responsible for disposing of it when it dies. Although generally a pet cremation company can be paid to take care of your deceased pet, the animal should be treated as general waste if disposed of otherwise. Contact the Clean Promotion Division for more information.

What to do if you find or are bitten by a yellow spotted pit viper (*habu*) ハブを見つけたり、かまれたときは

Environmental Hygiene Division Tel: 951-1530

- The Environmental Preservation Division will provide cement, sand, crushed stone, and so on for plugging up any holes that may be home to *habu*.

| | |
|-----------------------------------|----------------------|
| If you find a <i>habu</i> | Call 110 immediately |
| If you are bitten by <i>ahabu</i> | Call 119 immediately |

- If you are bitten by a *habu*:
 1. Don't panic. First confirm whether it was *ahabu*.

A *habu* will leave two puncture marks (there may be between 1 – 4 marks if it is replacing its fangs). The area will begin to swell within 5 minutes and hurt severely.
 2. If you are sure it was a *habu*, call out loudly for help and ask to be taken to a hospital by car. The poison will circulate faster if you run. If there are no cars around, walk slowly to the hospital.
 3. Suck out the poison and blood from the wound.

There are specialty suction devices available, but if you do not have one suck out the poison with your mouth. This may inflame any sores in your mouth, but there is no need to worry. There is also no need to worry if you accidentally swallow any poison, as your stomach will digest it.
 4. If it will take time to reach the hospital, tie a tourniquet above the wound loose enough for one finger to fit through. Tie above the bite wound closer to the heart to reduce the flow of blood. If you tie too hard you will stop the flow of blood, which will have an adverse effect. You should loosen the tourniquet once every 15 minutes.
- *The city will cover up to 10,000 yen of out-of-pocket medical expenses (only if you reside in Naha).

Crime prevention 防犯

School Education Division Tel: 917-3506

Community Safety Division, Naha Police Department Tel: 836-0110

Community Safety Division, Tomigusuku Police Department Tel: 850-0110

Naha Community Safety Division Tel.: 862-9955

- Ensuring the safety of children on school routes

There are houses and shops along streets in school districts known as “Kodomo 100-ban no Ie” where children can go for help and protection from crime. These houses and shops serve as emergency shelters for children in emergencies. The occupants will protect the child and call the police, school, and their guardian.

- Project to create a safe community that is comfortable to live in

The city offers the following forms of support to community associations, block associations, PTAs, and other civic groups. Contact the Naha Community Safety Division for more information.

➤ Subsidies for installing or repairing security lighting, or in replacing current lighting with energy saving lighting

We will provide each group with subsidies for up to 5 lights up to a maximum limit shown below

■ Energy saving lights: 50,000 yen per light

■ Other lights: 30,000 yen per light

➤ Subsidies to cover a portion of the security light electricity fees

Subsidies to cover a portion of the electricity fees to help stimulate community associations and so on.

- Energy saving lights: 140 yen/month per light
- Other lights: 200 yen/month per light
- Provision of armbands and flashlights for night patrols

Subsidies for various residents' association activities 自治会への各種活動助成などについて

Coproduction Promotion Division Tel: 861-3846
Naha Community Safety Division Tel: 862-9955

The city pays commission fees to community associations that it has contracted to act as liaisons for municipal matters. It also provides various subsidies to support their activities.

For more information, contact the Coproduction Promotion Division.

- Subsidies for summer festivals, recreational meetings for the elderly, and other community activities
- Subsidies for meetings to establish community associations
- Subsidies for establishing and repairing community information bulletin boards
- Subsidies for community association office rent
- Subsidies for building and repairing community meeting places
- Projects to create safe communities that are comfortable to live in

Naha City Water & Sewage Bureau 那覇市上下水道局

Naha City Water & Sewage Bureau (main line) Tel: 941-7801

Address: 1-1-1 Omoromachi, Naha
Nicknamed "MizuPraça"

Hours: Mon. – Fri. 8:30 – 17:15

Directions:

By Yui Rail: Get off at Omoromachi Station (10min walk)

By bus: City bus line: 3. Matsukawa Shintoshin Line
6. Naha Omoromachi Line
8. ShuriJokamachi Line
10. MakishiShintoshin Line
13. IshimineOmoromachi Line

Bus stop: Omoromachi 1-chome/Main Place Higashi-guchi (2min walk), Naha-shiSuidokyoku-mae (1min walk)

URL:

<http://www.water.naha.okinawa.jp/>

Residences, Outdoor Advertisements, Roads 住まい・屋外広告物・道路

Moving into municipal housing 市営住宅への入居

Municipal Housing Division Tel: 951-3242

Principles for Tenant Eligibility

1. Must currently be employed or have an address in the city
 2. Monthly income satisfies the following conditions
- *Monthly income: (annual gross income – total relevant deductions) ÷ 12 months
- When moving into public housing: Monthly income is less than 158,000/month
 - When moving into renovated housing: Monthly income is less than 114,000/month

Application period

Municipal housing accepts applications for tenants once every year. Visit the Municipal Housing Division website for more information, or check out the Naha Shimin-no-Tomonewsletter or your local newspaper. Contact the Municipal Housing Division for more information.

Municipal Housing Division website

<http://www.city.naha.okinawa.jp/kakuka/sieijyutaku/index.html>

Creating a city filled with flowers and greenery 花とみどりにあふれたまちづくりを進めるために

Flower & Greenery Division Tel: 951-3225

- Campaign to promote more flower growth

The city distributes grass and flower seeds free of charge to spread our campaign to promote more flower growth as a citizen's campaign. Contact the Flower & Greenery Division for more information.

- Project to promote green balconies

In an effort to promote a greener city and create a lush, tranquil city, the city distributes bougainvillea seeds to participants of the bougainvillea workshops held by the city so they can plant them on their balconies and makethem greener. The workshops are held from the fall.

Park Management Division Tel: 951-3239

- Become a park volunteer

Become a park volunteer as part of the city's efforts to create a vibrant city together with the people of Naha.

Koen Aigokai Society: Groups of five or more clean the parks. You will be lent tools for cleaning the park and receive 3,000 yen per month in remuneration.

Kigyō Corporate Volunteer: Clean and manage parks through the organizational and professional capabilities of corporations.

Koen Jichikai Kanri Groups: The group will be paid commissioning fees to perform day-to-day management and cleaning of the park, to clean the toilets, cut grass, and so on.

3. Notifications, Certifications, and Consultations

3.届出・証明・相談

Notifications and Certifications 届出・証明

Where to submit notifications and registrations 届出・登録の窓口

Haisai Citizens' Affairs Division Tel: 862-3274 Mawashi Branch Tel: 832-8231
Shuri Branch Tel: 884-4312 Oroku Branch Tel: 857-0086

The different notifications and registrations allow Naha residents to prove their identity and addresses. You will need to submit notifications regarding your resident registry and family registration (for changes of address, birth of a child, etc.) within the allotted period. You can submit these notifications to Haisai Citizens' Affairs Division at City Hall or any branch office.

Notification of changes in residence 住民異動の届出

Haisai Citizens' Affairs Division Tel: 862-3274 Mawashi Branch Tel: 832-8231
Shuri Branch Tel: 884-4312 Oroku Branch Tel: 857-0086

All notifications you make as a resident are recorded in your Basic Resident Registration. At the same time, there will be various procedures regarding your National Health Insurance, national pension, child-care allowance, and for attending compulsory education. If you live in the city and do not have these items recorded in your Basic Resident Registration then you will not be able to exercise your right to vote or receive government services. Make sure you submit all notifications.

*Your identity will be verified when you submit notifications. Please bring something that can confirm your identity, such as a driver's license, individual number card, or passport.

| Situation | Type of Notification | Submission Deadline | What You Need |
|---------------------------------------|----------------------------|------------------------------------|--|
| When moving to Naha from another city | Notification of moving in | Within 14 days of move | <ul style="list-style-type: none"> ➤ Identification of person submitting notification ➤ Certification of moving out ➤ Seal of person submitting notification ➤ National pension record book (if a member) ➤ Basic Resident Registration Card (if you possess one) • notice of Individual Number Card • Individual Number Card |
| When moving from Naha to another city | Notification of moving out | Within one month before moving out | <ul style="list-style-type: none"> ➤ Identification of person submitting notification ➤ National Health Insurance card (if a member) ➤ Seal registration card (if your seal is registered) ➤ Seal of person submitting notification |

| | | | |
|---|--|--------------------------|--|
| | | | ➤ Basic Resident Registration Card (if you possess one) • notice of Individual Number Card • Individual Number Card |
| When moving within the city | Notification of moving | Within 14 days of move | ➤ Identification of person submitting notification ➤ National Health Insurance card (if participating) ➤ Seal of person submitting notification ➤ Basic Resident Registration Card (if you possess one) • notice of Individual Number Card • Individual Number Card |
| ➤ When the head of household has changed ➤ When the household has split ➤ When households have merged | Notification of change of head of household Notification of household split Notification of household merger | Within 14 days of change | ➤ Identification of person submitting notification ➤ National Health Insurance card (if a member) ➤ Seal of person submitting notification |

*The registration desks are extremely busy from mid-March to the beginning of April with people starting new schools and new jobs. To accommodate this, in previous years the city has opened temporary desk on the last Saturday and Sunday of March and first Saturday and Sunday of April.
(See pg. 30 for extended registration desk hours and Saturday/Sunday hours during peak season.)

Registering your seal 印鑑登録

Haisai Citizens' Affairs Division Tel: 862-3274 Mawashi Branch Tel: 832-8231
Shuri Branch Tel: 884-4312 Oroku Branch Tel: 857-0086

You must apply in person to register your seal.

Who can register: Registered Naha residents aged 15 or above.

What you need: Application for seal registration, seal to register, identification issued by a government or public office (driver's license, etc.)

Registration fee: 300 yen

Foreign residents 外国人住民

Haisai Citizens' Affairs Division Tel: 862-3274

The foreign resident registration system was abolished on July 9, 2012. Foreign residents legally residing in Japan are covered under the Resident Register System Act just like Japanese people, and can have a resident card made for them.

- You can be issued a copy of your resident card with all members of your family listed, regardless of nationality. A foreign resident can also be the head of household.
- Even when moving, you will need to submit notification of moving for moving in/out, just like a Japanese person. (The relevant procedures double as change of address notifications for the residence management system.)

*You will need your passport and residence card/special permanent residence certificate (including a foreign registration card) when submitting notification for change of residence. If you possess a Basic Resident Registration

Card, notice of Individual Number Card or Individual Number Card, you will also need to bring them with you.

*You will need a Certificate of Moving Out if moving in to Naha from another city.

*You will need to submit the various notifications to your new area of residence within 14 days of moving.

- Obtain your Basic Resident Registration Card and apply to change your residency status, period of stay, name, or nationality at the regional immigration bureau. These changes will be reflected on your resident record. Procedures to obtain your special permanent residence certificate can be done in your city of residence.
- Identification based on alien registration records issued before July 9, 2012 are not handled by the city. These records are kept at the Ministry of Justice. Contact the Ministry of Justice directly regarding the relevant identification.

- Visit the following websites for more information on the system.

Ministry of Internal Affairs and Communications:

http://www.soumu.go.jp/main_sosiki/jichi_gyousei/c-gyousei/zairyu.html

Immigration Bureau, Ministry of Justice: http://www.immi-moj.go.jp/newimmiact_1/index.html

To request disclosure of the alien registration card after the abolishment of the Alien Registration Law, visit:

http://www.moj.go.jp/hisho/bunsho/hisho02_00016.html

Notification of family register 戸籍の届出

Haisai Citizens' Affairs Division (family register section) Tel.943-6932 Mawashi Branch Tel. 832-8231
Shuri Branch Tel. 884-4312 Oroku Branch Tel. 857-0086

We will need to confirm the identity of persons visiting the office to submit notifications of marriage, divorce by agreement, adoption, and dissolution of adoption, certificates of filiation, and applications for non-acceptance and withdrawal. Please bring your driver's license, individual number card, passport, or other photo ID issued by a government or public office.

Major notifications *You will need to file a separate notification of moving if there is a change of address.

| Type | Submission Deadline | | Submitted by | What You Need | Where to Submit | Notes |
|---|---|--|--|---|--|--|
| Notification of birth | Within 14 days of birth (inclusive) | | Mother or father | Notification of birth, birth certificate, seal of person submitting notifications | Registered domicile of mother/father, address of mother/father, child's place of birth | *The child's name should use kanji designated for personal names, hiragana, or katakana. *Please bring your parent-child health handbook (maternity handbook), the father's or mother's savings bankbook, and your health insurance card (for those receiving a child allowance). |
| Obituary notice | Within 7 days of when cause of death is known (inclusive) | | Relative (*1), roommate, the owner or manager of the house in which or land on which the deceased person resided | Obituary notice, death certificate, seal of person submitting notification | Registered domicile of the deceased, address of the person submitting the notification, place of death | *A permission for Cremation Certificate will be issued. (issued by the security guard at the south side entrance after-hours) *1 relative by blood within the six degree, spouse, or relative through marriage within the third degree of relationship |
| Notification of Marriage | - | | Husband and wife | Notification of marriage, copy of family register (if registered domicile is not Naha), seal of person submitting notification | Husband's and wife's registered domicile, husband's and wife's address | *The notification of marriage will require the signature and seals of two adult witnesses. *Minors will require consent from their fathers, mothers, or guardians. *Please bring your National Health Insurance card, Basic Resident Registration Card, notice of Individual Number Card or Individual Number Card (for those possessing one and changing their name). |
| Notification of Divorce | By agreement | - | Husband and wife | Notification of divorce, copy of family register (if registered domicile is not Naha), seal of person submitting notification | Registered domicile of husband and wife, address of husband and wife | *A divorce by mutual consent requires the signatures and seals of two adult witnesses. *Please bring your National Health Insurance card, Basic Resident Registration Card, notice of Individual Number Card or Individual Number Card (for those possessing one and changing their name). |
| | Court ordered | Within 10 days of judgment (inclusive) | Person who filed action | Record of mediation, etc. in addition to the above | Registered domicile of husband and wife, address of petitioner | |
| Notification of Transfer of Family Register | - | | Head of family and spouse on family register | Notification of transfer of family register, copy of family register (if registered domicile is not Naha), seal of person submitting notification | Registered domicile of the person submitting the notification, address of the person submitting the notification, place where transferring family register | ** Foreign nationals and those who submitted notification of family register in foreign countries will need other document(s) than the followings above. Please contact Haisai Citizens' Affairs Division (family register section) in advance. |

Certifications for family registry, residence record, and so on (At desk)
戸籍・住民票などの各種証明 (窓口での請求)

Haisai Citizens' Affairs Division Tel. 862-3274

Contact the person in charge of resident records in the Haisai Citizens' Affairs Division to inspect your residence record.
(Tel: 862-3274).

| Type of Document | Where to Obtain (*1) | Fee | What to Bring |
|--|----------------------|-----------------------------------|---|
| Copy of family register, Abstract of family register | A | 450 yen each | <ul style="list-style-type: none"> ● Seal (not needed with signature) ● If using a proxy, a letter of proxy from the person requesting the document(s). ● Documents to confirm the identity of the person making the request <ul style="list-style-type: none"> ➢ Documents requiring one form of identification Driver's license, passport, resident card (with photo), or photo ID with photo issued by a public office ➢ Documents requiring two forms of ID Health insurance card, pension book, pension card, etc. <p>If a third party is making the request, a copy of a contract or other material that forms grounds for a claim.</p> |
| Identification | A | 300 yen each | |
| Copy of supplement to family register | A | 300 yen each | |
| Certificate of registered matters in family register | A | 350 yen for each certified matter | |
| Certificate of registered matters removed from family register | A | 450 yen for each certified matter | |
| Copy of abstract of register with removals (amended register) | A | 750 yen each | |
| Certificate of acceptance | A | 350 yen each | |
| Certificate of acceptance (on fine quality paper) | B | 1,400 yen each | |
| Copy of residence record | A | 300 yen each | |
| Certificate of entry in the resident card | A | 300 yen each | |
| Inspect residence record | C | 300 yen each | |
| Seal registration certificate | A | 300 yen each | Contact the Resident Registration Group (Tel: 862-3274) |
| Application for a temporary driver's permit | C | 750 yen per vehicle | You will need your seal registration certificate (card). |
| Other certificates | A | 300 yen each | <ul style="list-style-type: none"> ● Seal ● Vehicle inspection sticker (original) or other documentation confirming the vehicle being applied for ● Automobile liability insurance card (original) or other insurance you are eligible to join. ● Documents confirming the identity of the person submitting the application |

(*1) A: City hall, branch offices, or MekarService Center (the Center will be closed on March, 31, 2017)

B: City hall or branch offices

C: City hall only

Certificate of Change of Address due to disposal of plotting (land readjustment)**換地処分（区画整理）に伴う住所変更証明**

Haisai Citizens' Affairs Division Tel. 862-3274

A Certificate of Change of Address (a certificate following a change in city limits, city names, and lot numbers) is issued to individuals by the Haisai Citizens' Affairs Division, Mekaru Service Center (the Center will be closed on March, 31, 2017), or branch offices. They are issued to corporations or offices by the Urban District Maintenance Division.

Requesting a certificate by mail (excluding seal registration certificates)**郵便による証明書の請求（印鑑登録証明書は除く）**

Haisai Citizens' Affairs Division Tel. 862-3274

- What you need:
1. Application to be submitted
 2. Money for fees (postal money order certificate)
 3. Self-addressed stamped envelope (write your address on it and be sure to attach a stamp)
 4. Identification (driver's license, etc.) and attached documents
- *You will need other documents besides the above if a proxy is submitting the application.

Send to: Send to the person in charge of mail at the Haisai Citizens' Affairs Division.

Contact the person in charge of mail at the Haisai Citizens' Affairs Division for more information.

Certifications for family registry, residence record, and so on (the Convenience Store Issuance Service)**戸籍・住民票などの各種証明（コンビニ交付）**

Haisai Citizens' Affairs Division Tel. 862-3274

Taxation System Division Tel. 862-9903

Issuing certifications by multi-function printer at convenience stores has been introduced since October, 2016. Individual Number Card enables you to take certifications such as Copy of residence record, Seal registration certificate, Copy of family register, Abstract of family register and Proof of income at convenience stores.

(Only Individual Number Card enables you to access to the service. Naha resident card or Basic Resident Registration Card is not for the service.)

Convenience stores offering the service: Family Mart, Lawson, Seven-Eleven and so on nationwide

Operating hours: 6:30~23:00 (except December 29 ~ January 3)

* Only the latest certifications registered in Naha City can be issued at convenience stores.

| Certificates and other documents | | | | |
|----------------------------------|-------------------------------|--|--|--------------|
| 1 | Copy of your residence record | certificate of all or some members of your family listed on residence record of Naha | *residence records with codes or individual number cannot be dispensed | 200 yen each |

| | | | | |
|---|---|--|--------------|--|
| 2 | Certificate of entry in the resident card | Certificate part of contents recorded on residence record | | |
| 3 | Seal registration certificate | Certificate of the seal that the identical person of the card holder registered in Naha | | |
| 4 | Copy of supplement to family register | Certificate of address records of its family register as a unit for those who have family register in Naha | 450 yen each | |
| 5 | Copy of family register, Abstract of family register | Certificate of all members or individual of your family registered in Naha | 200 yen each | |
| 6 | Proof of income, Certificate of taxation (data renewal of the previous fiscal year:June) • Certificates will be issued to only the identical person of its individual number card holder. Available only for the latest fiscal year • Certificates will be issued to only persons with resident register in Naha as of January 1 of that year and whose income declaration or salary, pension and so on are reported * Please request certificates of the previous years at Taxation System Division at City Hall or any other branch. | | | |
| 7 | Fixed property certificate • Certificates will be issued to only the identical person of its individual number card holder. Available only for the latest fiscal year. • Certificates will be the same contents in the property tax ledger as of January 1 of that year. • Please request certificates of object set forth, co-ownership object and intangible assets at Taxation System Division at City Hall or any other branch. | | | |

*Due to the introduction of the Convenience Store Issuance Service, six automated dispensers in Naha City were terminated its operation on December, 28, 2016.

Certificates and inspection of city taxes 市税に関する証明・閲覧

For applications at the desk for a certificate of tax payment, you will need a driver's license, Individual Number Card, Basic Resident Registration Card (with photo), or other form of identification.

| Document type | Fee | Where to apply | Document type | Fee | Where to apply |
|--|--------------|--|--|----------------|--------------------------|
| Proof of income • Income (general) • Income (all matters) • Certificate of taxation | 300 yen each | • Taxation System Division • Any branch office • MekarService Center (*the Center will be closed on March, 31, 2017) | Proof of business | 300 yen each | Taxation System Division |
| | | | Certification of copy of tax documents | | |
| Certificate of assets*1 | | | Proof of domicile for residential houses | 1,300 yen each | |

| | | | | | | |
|---|--|---|--|-------------------|-----------------------|--|
| <ul style="list-style-type: none">• Certificate of asset appraisal• Tax certificate of property• Certificate of intangible assets | | | Copy of land register survey | 300 yen each | Property Tax Division | |
| | | | Copy of merger drawing | | | |
| Certificate of tax payment* | | | Copy of land register | | | |
| | | | Copy of aerial photography | 500 yen each | | |
| Affidavit of support | | <ul style="list-style-type: none">• Resident Tax Division• Any branch office• Shintoshin Community Service Center | Property tax ledger Inspection of property tax ledger | 300 yen each time | | |

*However, certificates of tax payment for corporations and certificates of assets for auctions and other petitions are only issued by the Taxation System Division.

Contact: Taxation System Division (Tel: 862-9903), Mawashi Branch (Tel: 832-8231), Shuri Branch Office (Tel: 884-4312), Oroku Branch (Tel: 857-0086), Mekaru Service Center (Tel: 951-3205), Property Tax Division (Tel: 862-5320)

Issuing Individual Number Card 個人番号カード（マイナンバーカード）の交付

Issuing Individual Number Card: Haisai Citizens' Affairs Division Tel: 862-3274

Other than issuing Individual Number Card: Information Policy Division Tel: 861-0350

Individual Number is a 12 digit number and issued to every individual with a Resident Register. The use of individual number by a government or a public office started on January, 2016. Individual Number will combine personal data (health care, tax return and so on) that had been separately administered. You can apply for issuing Individual Number Card with personal number.

Individual Number Card

“Individual Number Card” is an IC chip ID with a photo. You can get the card for free of charge. Your name, residence address, birth date, sex and a photo on one side, and your individual number is on another side. Individual Number Card can be used as personal ID as well as for online application, and getting certifications for family registry, residence record, and so on at convenience stores.

How to apply

There are two ways of application process.

1. apply by mail... attach a photo on application form and mail the application in the envelope provided
2. apply online ... a photo taken by your mobile phone and send the photo and prescribed form online.

After the acceptance of the application, Notice of issuing Individual card will be sent to you. To get your card, please call to make a reservation and come to Naha City Hall in person with required documents.

Applying for a Basic Resident Registration Card 住民基本台帳カードの申請

Haisai Citizens' Affairs Division Tel: 862-3274

Applying for a Basic Resident Registration Card service ended at December, 28, 2016. Hence, please remind that procedures of issuing, reissuing and renewal a Basic Resident Registration Card will not be available. However, Basic Resident Registration Cards that had issued by December, 28, 2016 can be used by the expiration date.

Services where you can use your Basic Resident Registration Card 住民基本台帳カードで利用できるサービス

Haisai Citizens' Affairs Division Tel: 862-3274

Get a copy of your residence record anywhere

You can obtain a copy of a residence record (with family register omitted) for you or someone in your household in any city in Japan.

Use as official identification

- A Basic Resident Registration Card with a photo can be used as an official form of identification.
 - Confirms your identity at financial institutions, for cellular phone contracts, etc.
 - Acts as identification for senior citizens after their license has been returned
- Can be used as identification at city offices.
 - Confirms identity when requesting a seal registration or a copy of your residence record

Official personal authentication services

You can use your card from home or anywhere to submit administrative applications or notifications online. A service to load a digital certificate on a Basic Resident Registration Card was terminated on December, 22, 2016. However, a digital certificate loaded on a Basic Resident Registration Card by December, 22, 2016 can be used by the expiration date.

Extended desk hours and Saturday/Sunday hours during peak periods (March – April) 窓口の時間延長と繁忙期の土・日開設

Haisai Citizens' Affairs Division Tel: 862-3274

| Desk | Lunch hours | Weekdays (Mon. – Fri.) | Saturdays and Sundays of the last week of March and the first week of April |
|-----------------------------------|-------------|------------------------|--|
| Haisai Citizens' Affairs Division | Yes | 8:30 – 18:00 | Sat./Sun. 9:00 – 17:00 *Contact us for more information on Sat./Sun. hours and so on. |
| Branch office | Yes | 8:30 – 17:15 | Not open Saturdays/Sundays. |

*Inquiries to and confirmations from the government and other organizations when needed can be processed on weekdays until 17:00 (excluding lunch time hours).

*This does not include use of the Basic Resident Registration Network System or paperwork involving foreign residents.

*For your reference, there is a calendar on Naha's website detailing dates when desks are expected to be crowded during busy periods (March – May).

MekaruService Center 銘苅証明発行センター

MekaruService Center Tel: 951-3205

Address

1F Naha Corproduction Plaza, 2-3-1 Mekaru, Naha

Hours

Mon. – Fri. 9:00 – 17:00

Certificates issued

Copy of residence record, family register related certificates, certificate of registered seal, certificate of income, certificate of assets, certificate of tax payment (excluding corporations)

Mekaru Service Center will be closed on March, 31, 2017. Please use the Convenience Store Issuance Service by Individual Number Card or apply at desk of Haisai Citizens' Affairs Division at the city hall or any branch office.

*Applications regarding moving, notification of family register, seal registration, and Basic Resident Registration Card can be submitted to the Haisai Citizens' Affairs Division at the city hall or any branch office.

Consultation desks 相談窓口

| Consultation | | Consultation Desk or Location | Times (Except holidays) | Contact |
|---|--|---|---|--|
| Opinions, requests, and concerns regarding municipal work | | Administrative consultation | Mon. – Fri. 8:30 – 17:15 | Community Safety Division |
| Domestic and women's issues | Domestic troubles, marital problems | Consultation on problems (Family counselor) *Appointment required | 1 st /3 rd Mondays 10:00 – 12:00 | Citizens' Livelihood Consultation Office Tel: 862-9955 Fax: 861-3769 |
| | Women's issues (divorce, abuse, debts) | Women's consultation (Female counselor) | Mon. – Fri. 9:00 – 16:00 | Public Assistance Management Division, Public Assistance Consultation Group TEL. (main) 867-0111 (ext. 2458) |
| | | “Dial Unai” Consultation Office (Female counselor) | Mon. – Sat. 9:00 – 12:00 & 13:00 – 17:00 | Naha Women's Center Tel: 861-7515 (counseling line) |
| | Regional Childcare Support Centers, which offers counseling on childcare and support for childcare groups, are located by daycare centers to form the core of the regional childcare network. The centers provide childcare exchanges, consultations on interviews, childcare classes, and other activities. | Regional Childcare Support Center | Mon. – Sat. 9:30 – 16:00 | YuntakuKagamihara Daycare and Childcare Salon Tel: 859-3511 Muragaya Aja Daycare Tel: 862-2584 Nankuruya Midori Daycare Tel: 886-6044 NampuAyame Daycare (Fenukaji) Tel: 858-2005 Happy Kubagawa Daycare Tel: 887-4188 Smile Ameku Daycare Tel: 867-9016 UeharumuUebaru Daycare Tel: 858-9233 |
| | Problems with child rearing (0-18 years old) | Family and Children's Consultation Office (Family counselor) | Mon. – Fri. 8:30 – 17:15 | Child-Rearing Support Division, Child-Rearing Support Office Tel: 861-5026 |
| | Consultation for problems facing single mothers and finding work. Provides information and support for single mothers to gain independence | Single mother self-independence consultation (Counselors and care workers helping single mothers gain independence) | Mon. – Fri. 9:00 – 17:00 | Child-Rearing Support Division Children and Family Group Tel: 861-6951 (ext. 2560) |

| | | | | |
|-----------------|--|--|---|--|
| Social services | Problems regarding life or family and financial problems | Fureai Welfare Consultation Office | Mon. – Fri. 10:00 – 16:00 | Naha Council on Social Welfare Tel: 857-7780 |
| | Public assistance for those unable to work due to illness or old age and facing financial difficulties | Welfare Consultation | Mon. – Fri. 9:00 – 16:00 | Public Assistance Management Division, Welfare Consultation Group Tel: 867-0111 (main line) (ext. 2456 or 2457) |
| | Provides consultation, assistance, and information on using welfare services for caring for disabled children/adults at home. Peer support and consultation available. | YuiYui Naha Disabled Persons' Livelihood Support Center | Mon. – Fri. 8:30 – 17:00 | YuiYui Naha Disabled Persons' Livelihood Support Center Tel: 891-8454 Fax: 857-6052 |
| | Consultation and support for the mentally disabled in their daily lives | Enjoy Community Livelihood Support Center | Mon. – Fri. 9:00 – 17:30 | Enjoy Community Livelihood Support Center Tel: 877-0552 Fax: 877-0553 |
| | Consultation and support mainly for mentally and physically disabled children (adults) in their daily lives | “I” Support Center and Consultation Support Office | Mon. – Fri. 9:30 – 18:30 (afterhours consultation available) | “I” Support Center and Consultation Support Office Tel./Fax: 861-1187 |
| | Consultation and support for disabled persons | Sukoyaka Disabled Persons' Consultation and Support Center | Mon. – Fri. 9:00 – 17:00 | Naha Welfare Association for Persons with Disabilities Tel.: 885-9444 Fax.: 885-0420 |
| | Consultation and information for mentally disabled persons and their families | Nankuru Consultation and Support Office | Open year round 9:00 – 19:00 24hr phone support | Nankuru Naha Community Lifestyle Support Center for Persons with Mental Disabilities Tel: 836-6970 Fax: 836-6977 |
| | Phone and face-to-face counseling for families with mentally disabled members by counsellors in the same position | Family consultation for persons with mental disabilities | 1 st /4 th Mon., Wed., Fri. 10:00 – 12:00 | |
| | Phone and face-to-face counseling based on the personal experiences of the counselors (or have friends who have had the same experience) the same problems | Peer counseling for persons with mental disabilities | Mon., Wed., Fri. 14:00 – 17:00 | |
| | Counseling for deaf people with problems in daily life. Fax counseling available. | Consultation for persons with hearing disabilities | Mon., Wed., Fri. 9:00 – 17:00 | Disabled Person's Welfare Division Tel.: 862-3275 Fax: 861-4079 |

| | | | | |
|--------------|---|--|--|---|
| | Consultation and information for disabled persons looking for work | Naha Employment Support Center for Persons with Disabilities | Mon. – Fri. 9:00 – 17:00 | Sawayaka Employment Support Center for Persons with Disabilities Tel.: 833-7755 Fax: 833-7785 |
| | Consultation and information on social services for disabled persons | Welfare consultation for persons with disabilities | Mon. – Fri. 8:30 – 17:15 | Disabled Person's Welfare Division Tel.: 862-3275 Fax: 862-0621 (ext. 2435) |
| | Consultation and support for disabled persons on filing reports and notifications regarding abuse | Naha Disabled Persons Abuse Prevention Center | Mon. – Fri. 8:30 – 17:15 | Disabled Person's Welfare Division Tel.: 862-3275 Fax: 862-0621 (ext. 2435) |
| | Consultation for children aged 0 – 18. | Family and children's consultation office | Mon. – Fri. 8:30 – 17:00 | Child-Rearing Support Division, Child-Rearing Support Office Tel: 861-5026 |
| | Consultation for childrearing issues, as well as information on support for childrearing | Wakuwaku Meeting Area | Mon. – Sat. 10:00 – 16:30 | Naha Wakuwaku Meeting Area Tel.: 886-6623 |
| | | Tekuteku Meeting Area | Mon. Wed., Fri. 10:00 – 15:00 | Naha Tekuteku Meeting Area Tel.: 070-5813-8993 |
| | Consultation and filing reports on child abuse | Child abuse consultation | Mon. – Fri. 8:30 – 17:15 | Child abuse consultation hotline Tel.: 862-0593 |
| | Consultation on social services and long-term care insurance for the elderly | Consultation desk for elderly person receiving social services | *See pg. 50 | |
| Education | Consultation for children requiring special educational support | Planning and Special Support Group | Mon. – Fri. 8:30 – 17:15 | School Education Division Tel.: 891-3506 |
| | Consultation for child truancy, delinquency, discipline, and educational issues | Educational Counseling Division *Appointment required | Mon. – Fri. 9:00 – 17:00 | Educational Counseling Division Tel.: 832-7868 Fax: 832-7869 |
| | | Naha Youth Consultation Hotline | Mon. – Fri. 9:00 – 12:00 & 13:00 – 17:00 | Naha Youth Consultation Hotline Tel.: 832-7867 |
| Life and law | Tax payment *Contact us before any delinquency | Tax payment consultation | Mon. – Fri. 8:30 – 17:15 | Tax Payment Division Tel.: 861-6902 |

| | | | | | |
|--------|--|--|--|---|---|
| | General tax questions | Consultation on tax matters (Tax accountant) *Appointment required | | 2 nd /4 th Mon. 10:00 – 12:00 | Community Safety Division, Community Safety Consultation Office Tel.: 862-9955 Fax: 861-3769 *Appointments can be made as needed between 8:30 – 17:15 (appointment required) |
| | Trouble with solicitors and contracts, problems with money lenders and other debt | Consumer safety consultation | | Mon. – Fri. 9:00 – 16:00 *closed between 12:00 – 13:00 | Community Safety Division, Community Safety Consultation Office Consumer safety consultation Tel.862-3278 |
| | General legal problems such as land, inheritance, wills, personal bankruptcy, multiple debts, and money loans | Legal consultation (Lawyer) *Appointment required | | Mon. – Fri. 14:00 – 16:30 | Community Safety Division, Community Safety Consultation Office Tel. 862-9955 |
| | Methods for registration and inheritance, voluntary bankruptcy, multiple debts | Registration consultation (Judicial scrivener) *Appointment required | | Wed. 10:00 – 12:00 | Fax861-3769 *Appointments can be made as needed between 8:30 – 17:15 (appointment required) |
| | | Multiple debt consultation (Judicial scrivener) *Appointment required | | 1 st /3 rd /5 th Thu. 10:00 – 12:00 | |
| Health | Health concerns and health troubles in your daily life 1. High blood pressure, diabetes, and other lifestyle diseases 2. Expectant and nursing mother health issues 3. Mental and physical infant development, diseases, childrearing | Health consultation for residents | Regional Health Division | Weekly Mon. – Fri. 9:00 – 17:00 *Closed between 12:00 – 13:00 | Naha City Public Health Center Regional Health Division Tel.853-7962 Health Center Tel.858-1456 Kita Health Center Tel. 885-6117 *A public health nurse will visit when necessary. |
| | 4. Vaccinations 5. Cancer screenings | | Health Promotion Division | Weekly Mon. – Fri. 9:00 – 17:00 *Closed between 12:00 – 13:00 | Naha Health Center Health Promotion Section Tel. 853-7961 |
| | Consultation on tuberculosis prevention and treatment | Tuberculosis and health consultation | Naha Health Center Consultation Rm. 108 | Weekly Mon. – Fri. 8:30 – 17:15 | Naha Health Center Health Promotion Section Tel.853-7972 |

| | | | | | |
|--------|---|---|--------------------------|---|---|
| | Consultation from a nutritionist on everything from baby food and children's diet to diets that prevent lifestyle diseases such as obesity, high blood pressure, and diabetes | Nutrition consultation | Health Promotion Section | Appointment required Once a month 13:30 – 16:30 | Naha Health Center Health Promotion Section Tel. 853-7961 |
| Health | Consultation for expectant and nursing mothers on diet during and after pregnancy | Consultation for expectant and pregnant mothers (Appointment required) | | Fri. (once a month) 13:30 – 16:30 | Naha Health Center Health Promotion Section Tel.853-7961 |
| | General medical information on cancer, information on medical institutions, introduction to second opinion outpatient facilities, introduction to cancer patient associations, and consultation on medical expenses, daily nursing care, etc. | Cancer Consultation and Support Center | | Mon. – Fri. 9:00 – 17:00 | Naha City Hospital Cancer Consultation and Support Center Tel. 884-5111 (ext. 280&293) |
| | Consultation for patients with incurable diseases who feel anxiety, and consultation about their illness and available social services | 1F Naha Health Center Mother/Child and Intractable Disease Consultation Office | | Mon. – Fri. 9:00 – 12:00 & 13:00 – 17:00 | Naha Health Center Community Health Section Tel.853-7962 |
| | Consultation for children with specific chronic diseases | | | | |
| | Mental health consultation and consultation on schizophrenia, mood disorders, and other illnesses | Consultation from a mental health welfare counselor | | Mon. – Fri. 9:00 – 11:30 & 13:00 – 16:30 | Naha Health Center Community Health Section Mental Health and Intractable Disease Support Group Tel. 853-7973 |
| | Consultation from alcohol counselors for ways people troubled by alcohol dependency and their families can address the problem | Alcohol consultation (Appointment required) | | 1 st Wed. of every month 14:00 – 16:00 | |
| | Consultation from a mental health specialist on how to respond to people who are not receiving or who have given up treatment for a suspected mental illness, and their family | Consultation from a mental health specialist (Appointment required) | | Once/month 2 nd Wed. every even month, 2 nd Tue. Every odd month 14:00 – 17:00 | |

| | | | | |
|--------------------------|--|---|---|--|
| | Clinical psychologists provide advice toNaha residents regarding interpersonal relationshipissues and for relieving stress | Mental health consultation (Appointment required) | 4 th Wed. of every month 14:00 – 17:00 | |
| Health | Medical expense subsidies, applying for premature baby medical and child rearing allowance, applying for an allowance for medical expenses for services and support for persons with disabilities (rehabilitation and treatment), applying for an allowance for specific chronic childhood disease expenses, applying for assistance with specific fertility treatment costs, etc. | 1F Naha Health Center Mother/Child and Intractable Disease Consultation Office | Mon. – Fri. 9:00 – 17:00 (excl. lunch hours) | Naha Health Center Community Health Section Tel.853-7962 |
| | Applying for an allowance for specific disease medical expenses, applying for an allowance for congenital blood coagulation factor disorder medical expenses | | | |
| Employ-ment | Consultation and support for finding employment | Naha Nandemo Employment Consultation Center | Mon. – Fri. 9:00 – 18:00 | Naha Nandemo Employment Consultation Center Tel.988-3163 |
| Greening | Greening and technical guidance | Naha Ryokuka Center | Tue. – Sun. 9:00 – 21:00 | Naha Ryokuka Center Tel.862-1947 |
| Water and sewer services | Leaks from water pipes | Management Division | Mon. – Fri. 8:30 – 17:15 | Water & Sewage Bureau Management Division Tel.941-7805 |
| | No water, water does not come out well, water has been cut off | Water Distribution Division | | Water & Sewage Bureau Water Distribution Division Tel. 941-7806 |
| | Direct billing/payment systems, sewerage usage rates, reclaimed water rates | Billing Services Division | | Water & Sewage Bureau Billing Division, General Affairs Section Tel.941-7804 |
| | Applying to start/stop water when moving, paying final water bills | | | Water & Sewage Bureau, Billing Division, Receipts Management Section Tel.941-7834 |
| | Questions regarding water rates, changing name on water bill | | | Water & Sewage Bureau Billing Division, General Affairs Section and Receipts Management Section Tel.941-7804/7834 |

| | | | | |
|--|--|--|--|---|
| | Water line or sewer line plumbing work, designated companies | | | Water & Sewage Bureau, Billing Services Division, Waterworks Section and House Connection Section Tel.941-7810 |
| | Loans and subsidies for sewer connection work | | | Water & Sewage Bureau, Billing Services Division, House Connection Section Tel.941-7810 |

Consultation desks besides Naha City 那覇市以外の相談窓口

Police and Consultation for Crime Victims

*Naha Police Department jurisdiction (throughout the city except for the Oroku region), Tomigusuku Police Department (Oroku region)

- Police general consultation office (available 24hrs)
#9110 anywhere in Japan or 863-9110 for the Okinawa Prefectural Police Headquarters
Naha Police Department: Tel. 836-0110, Tomigusuku Police Department: Tel. 850-0110
- Crime victim consultation and sexual assault victim consultation (available 24hrs)
Okinawa Prefectural Police Headquarters: Tel. 868-9110, Naha Police Department: Tel. 836-0110, Tomigusuku Police Department: Tel. 850-0110
- Violence information hotline (available 24hrs)
Okinawa Prefectural Police Headquarters Organized Crime Control Division: Tel.: 862-0007, Naha Police Department: Tel. 836-0110, Tomigusuku Police Department: Tel.: 850-0110
- Consultation for crimes perpetrated by organized crime groups (Mon. – Fri. 9:30 – 18:15)
Okinawa Prefecture Citizens Conference on Eliminating Organized Crime Groups: Tel. 868-0893
- Fraudulent business practices hotline (Mon. – Fri. 9:30 – 18:15) Consultation regarding injury or damages from fraudulent businesses and crimes against your livelihood
Okinawa Prefectural Police Headquarters Living and Safety Division: Tel. 861-9110
- Youth consultation hotline (Mon. – Fri. 9:30 – 18:15)
Consultation for youths with problems or for guardians facing problems with youth
Okinawa Prefectural Police Headquarters Juvenile Division Juvenile Support Center: Tel. 862-0111 or 0120-276-556 (toll free)
- Traffic accident consultation (Mon. – Fri. 8:30 – 17:00)
Traffic Safety Activity Promotion Center: Tel. 851-7900
- Resolving concerns of crime or traffic accident victims and their families, providing psychological support
Okinawa Victim Support Center: Tel. 866-7830 (Mon. – Fri. 10:00 – 16:00)

Employment and General Lifestyle Consultation

- Comprehensive government lifestyle consultation center Okinawa Administrative Evaluation Office: Tel. 866-0145
- Hello Work Plaza Naha: Tel. 867-8010
- Okinawa Career Center: Tel. 866-5465
- Okinawa Labor Department Comprehensive Labor Consultation Corner: Tel. 868-6060

- Naha Comprehensive Labor Consultation Corner: Tel. 868-8008
- Community Youth Support Station Naha: Tel. 853-5111

Consultation for Women, Child Care, and Human Rights

- Spousal Violence Counseling and Support Center (Okinawa Prefectural Women's Consultation Center): Tel. 854-1172
- Tiruru Consultation Office, Okinawa Women's Foundation: Tel. 868-4010
- Educational consultation for mentally and physically handicapped children – Okinawa Prefectural Comprehensive Education Center Special Support and Education Group: Tel. 933-7526
- Human Rights Hotline – Naha Legal Affairs Bureau: Tel. 0570-003-110
- Children's Rights Hotline – Naha Legal Affairs Bureau: Tel. 0120-007-110
- Women's Rights Hotline – Naha Legal Affairs Bureau: Tel. 0570-070-810
- Okinawa Prefectural Chuo Children's Consultation Center (Child Abuse Hotline): Tel. 886-2900

Health and the Health Systems

- Comprehensive Center for Mental Health and Welfare: Tel. 888-1450
- Suicide Prevention Hotline: Tel. 888-4343
- Psychiatric Emergency Medical Information Center: Tel. 889-8893

4. Social Services and Health4.福祉・健康

Elderly Social Services 高齢者福祉

Home welfare services 在宅福祉サービス

Chahganju Nursing & Longlife Promotion Division Tel. 862-9010

Offers various welfare services and community support projects so that all elderly people (aged 65 and over) can continue to live independently at home. Contact Chahganju Nursing & Longlife Promotion Division for more information.

Long life(late-stage elderly) medical system 長寿（後期高齢者）医療制度

Division of National Health Insurance Tel. 862-4262

Who is eligible: Elderly persons aged 75 and over, or those 65 and over with specific disabilities

- **Patient out-of-pocket expenses**

In principle, the amount borne by patients covered by the long life (late-stage elderly) medical system is 10%. However, persons above a specified income must pay 30%.

| Amount Borne | Who is Eligible |
|--------------|---|
| 30% | A person who is receiving long life medical treatment and a member of a household with a resident tax taxable income over 1.45 million yen. |
| 10% | All others |

*If the total income of a person receiving long life medical treatment is less than 5.20 million yen for more than two people, or 3.83 million yen for one person, then that person can apply to pay only 10%.

*Persons in situations not described above may also be eligible to apply for a 10% rate.

- **Insurance premiums**

Insurance premiums for late-stage elderly persons are calculated and imposed as the premium for each insured person.

The amount borne is a total based on a **per capita of enrolled persons (48,440 yen)** borne equally by the number of all insured persons and a **percentage of income** borne in relation to the insured person's income. The maximum limit for insurance premiums is 550,000 yen.

Insurance premium reductions

(1) Reductions for low income earners

1. Reductions on a per capita amount: Households whose total net income is less than 330,000 (number of insured persons belonging to said household) will receive a reduction to the per capita amount for insured persons from the insurance premiums.

*The reduction will be determined by the total income of the insured persons and head of household.

2. Reductions on a percentage of income: Low income earners (less than 580,000 yen of the total net income after basic deductions) paying an insurance premium that is a percentage of income will receive a 50% reduction on their percentage of income.

(2) Reductions for dependents on employee insurance

Persons who were dependents of persons enrolled in employee insurance (Japan Health Insurance Association, health insurance societies, mutual aid associations, etc.) on the day prior to the day a late-stage elderly person enrolls in health insurance will be eligible for an insurance premium reduction. The per capita rate for the premiums will be reduced by 50% (*1), and they will not pay a percentage of income.

*1: From FYE10, the insurance premium (per capita basis) will be reduced 90% until further notice.

• Medical benefits

When an insured person seeks medical care for an illness or injury from a medical institution that participates in the insurance system, that person can receive medical benefits where they in principle only pay 10% of costs if they present their insurance card. An insured person will pay 10% of the medical expenses (30% if income is equivalent to pre-retirement levels) at the counter, while the remainder will be paid to the institution by a regional association.

• Types of benefits

| | |
|--|---|
| When an insured person dies | 20,000 yen for funeral expenses if a funeral is held. |
| When paying for expensive medical treatments | When hospitalized and paying a portion of medical expenses out-of-pocket that exceeds the out-of-pocket ceiling, the person can apply for an expensive medical treatment benefit for the amount that exceeds the ceiling (varies depending on income and number of times). A notice will be sent to the person four months after the month treatment is received. |
| If worried about paying for hospital admission (Certificate of Eligibility for Applicable Ceiling) | By receiving a Certificate of Eligibility for Applicable Ceiling in advance and presenting it at the counter of the medical institution, there will be a limit to the amount of insurance medical expenses you will pay when admitted to a hospital. |
| Reduced meal expenses during hospital admission | Persons from low income households exempt from resident taxes can apply to receive authorization for a reduction in the amount paid out-of-pocket for meal expenses (260 yen per meal) when admitted to a hospital. |
| If having difficulty paying for medical expenses due to a disaster (partial reduction system for out-of-pocket expenses) | If you are having difficulty paying for medical expenses due to a temporary drop in income due to a disaster, the system allows for a reduction or exemption in the premiums you pay within the scope of your out-of-pocket ceiling. |

Consultation desk for social services for the elderly 高齢者福祉関係の相談窓口

Chahganju Nursing & Longlife Promotion Division Tel. 862-9010

•Chahganju Nursing & Longlife Promotion Division

The Chahganju Nursing & Longlife Promotion Division offers consultation on government services for home or facility based welfare for the elderly.

Nursing care insurance system 介護保険制度

Chahganju Nursing & Longlife Promotion Division Tel. 862-9010

1. What is the nursing care insurance system?

The nursing care insurance system is a societal-wide nursing care system and allows users themselves to receive worry-free comprehensive nursing care services of their choosing. Those insured are aged 40 and over are eligible.

2. Who can receive services

When a person aged 65 or over requires support or nursing care after becoming bed-ridden, suffering dementia, or so on, they can receive nursing care services. Even persons aged 40 to 65 are eligible for nursing care services if nursing care and support becomes necessary due to age-onset diseases (16 diseases as stipulated by law). In principle, the person receiving services will pay 10% of the nursing care service fees.

3. Procedures for using the system

The person or a proxy will submit an application for nursing care to the Chahganju Nursing & Longlife Promotion Division (depending on the branch, this can be submitted by another person). The person requiring nursing care will receive an examination of their mental and physical condition. Once they have received authorization from a certification committee that they need nursing care or support, they will be eligible to receive services according to preventative care service plans or nursing service plans.

Nursing care insurance premiums 介護保険料について

Chahganju Nursing & Longlife Promotion Division Tel. 862-9010 (Premiums Group ext. 2413/2414)

For persons aged 65 and over (Group 1 insured persons)

The insurance premium per person is fixed by income brackets based on your previous year's income.

FYE13 – FYE15

| Income Bracket | Who Is Eligible | Premium Ratio | Annual Premium (Monthly Premium) |
|--|---|--|----------------------------------|
| 1 st bracket | Persons who receive public assistance and persons who receive retiree welfare pensions, where all household members are exempt from paying resident tax | Base amount x 0.5 | 33,876 yen (2,823 yen) |
| 2 nd bracket | Persons whose household members are all exempt from paying resident tax and whose total income the previous year plus taxable pension income is 800,000 yen or less | Base amount x 0.5 | 33,876 yen (2,823 yen) |
| 3 rd bracket | Persons whose household members are all exempt from paying resident tax and whose total income the previous year plus taxable pension income exceeds 800,000 yen | Base amount x 0.75 | 50,820 yen (4,235 yen) |
| 4 th bracket | Persons eligible for the 5 th income bracket whose public pension income plus total income is 800,000 yen or less | Base amount x 0.91 | 61,656 yen (5,138 yen) |
| 5 th bracket (base amount) | Persons who are exempt from paying resident tax, and with other household members are liable for resident tax | Base amount x 1.0 | 67,764 yen (5,647 yen) |
| 6 th bracket | Person who is eligible for | Total income the previous year is less than 1.25 million yen Base amount x 1.16 | 78,600 yen (6,550 yen) |
| 7 th bracket | | Total income the previous year is between 1.25 –less than 2.0 million yen Base amount x 1.25 | 84,696 yen (7,058 yen) |

| | | | | |
|--------------------------|--|---|----------------------|--------------------------|
| 8 th bracket | | Total income the previous year is between 2.0 – less than 4.0 million yen | Base amount x 1.5 | 101,640 yen (8,470 yen) |
| 9 th bracket | | Total income the previous year is between 4.0 –less than 6.0 million yen | Base amount x1.75 | 118,584 yen (9,882 yen) |
| 10 th bracket | | Total income the previous year is 6.0 million yen or more | Base amount x2.0 | 135,528 yen (11,294 yen) |

For persons aged 40 to 64 (Group 2 insured persons)

Calculated differently based on the medical insurance the person is enrolled in. A nursing care premium is tacked onto medical insurance premiums when paid. Persons participating in National Health Insurance will be charged this amount by the municipal Division of National Health Insurance. Contact the Division of National Health Insurance or your medical insurer for more information.

Paying insurance premiums 保険料の納め方

Chahganju Nursing & Longlife Promotion Division Tel. 862-9010 (Premiums Group ext. 2413/2414)

| | Who Is Eligible | Payment Method |
|--|---|---|
| Group 1 insured persons (aged 65 and over) | Persons whose old age (retirement) pension, disability pension, or survivor's pension is 180,000 yen or more (15,000 yen/month or more) | Two months worth of payments will be deducted when you receive your pension (6 times/year) (special collection) |
| | Persons whose old age (retirement) pension, disability pension, or survivor's pension is less than 180,000 yen (less than 15,000 yen/month) | Pay by direct billing or pay with a payment slip at your nearest financial institution (standard collection) |
| Group 2 insured persons (aged 40 – 64) | Persons participating in National Health Insurance | The medical treatment portion and nursing care portion of the National Health Insurance are paid together per household as a National Health Insurance tax. |
| | Persons participating in company health insurance | Paid as one premium together with traditional health insurance premiums and deducted from your monthly salary. |

*If you temporarily cannot pay your premiums due to special circumstances (such as a disaster), you may be eligible to receive reprieve, reduction, or exemption from paying insurance premiums. Contact the Chahganju Nursing & Longlife Promotion Division for more information.

For Disabled Persons 障がいがある方へ

Receiving a physical disability certificate and rehabilitation certificate 身体障害者手帳・療育手帳の交付

Disabled Person's Welfare Division Tel. 862-3275

A physical disability certificate verifies that you have a physical disability, while the rehabilitation certificate verifies that you have a mental disability. You will be eligible to use various social services systems by obtaining one.

Receiving a mental disability certificate 精神障害者保健福祉手帳の交付

Disabled Person's Welfare Division Tel. 862-3275

You can receive a mental disability certificate to receive preferential treatment for taxation, to be exempt from prefectural or municipal facilities usage fees, and other forms of support.

Mutual aid system for supporters of physically and mentally disabled persons 心身障害者扶養共済制度

Disabled Person's Welfare Division Tel. 862-3275

Supporters of physically and mentally disabled persons are eligible for enrollment in this system. By paying in a fixed amount every month, if you die or suffer a severe disability the surviving disabled person will be paid a pension. Up to two supporters can enroll for every one disabled person.

Benefits for physically and mentally disabled persons (children) 心身障がい者（児）への手当

Disabled Person's Welfare Division Tel. 862-3275
Child-Rearing Support Division Tel. 861-6951 (ext. 2557)

| Type | Who Is Eligible | Amount |
|--|--|--|
| Special disability benefit (Disabled Person's Welfare Division) | Persons at home aged 20 and over with a severe mental or physical disability and who have constant special needs (income ceilings apply) | 26,620 yen/month |
| Welfare benefit for disabled children (Disabled Person's Welfare Division) | Persons at home or hospitalized aged 20 or under with a severe mental or physical disability and who have constant special needs (income ceilings apply) | 14,480 yen/month |
| Special child rearing allowance (Child-Rearing Support Division) | Mothers, fathers, or custodians of children under 20 years old with physical or mental disabilities (income ceilings apply) | Class 1 children: 51,500 yen per child per month Class 2 children: 34,300 yen per child per month |

Naha Rehabilitation Center 那覇市療育センター

Naha Rehabilitation Center Tel. 858-5206

The center offers support for disabled children in preschool and children and guardians worried about their development. Institutional day care service (supporting child development and daycare outreach): Basically parent-child institutional day care.

Consultation/training service: Contracted physicians, clinical psychologists, physiotherapists, speech therapists, and other specialized staff are available to provide consultation to children worried about their development.

Address: 10-40 Kyohara-cho, Naha

Who is eligible: Children aged 0 to preschool aged living in Naha

Access

Public bus lines

Inner city bus: 9 OrokuIshimine line, get off at OrokuIriguchi

11 YasuokaUebaru line, get off at OnoyamaKoeneki-mae

Outer city bus: 46 Itoman Nishihara line (bound for Itoman), get off at OrokuIriguchi

101 Heiwadai Aja line, get off at OnoyamaKoeneki-mae

Yui Rail: 5min. walk from Onoyamaeki Station

Childcare for disabled children 障がい児の保育

Children's Future Division Tel. 861-6903

For children aged 1 and over with disabilities that are lacking childcare but are used to group daycare at daycare centers.

Education for children requiring special educational support 特別な教育的支援を要する子の教育

School Education Division Tel. 917-3506

Elementary and junior high school education for children with disabilities will either take place in regular classes or special support classes, or at prefectural special support schools (formerly known as schools for the blind, schools for the deaf, or schools for physically or mentally disabled children). There is also schooling and guidance for children with language or emotional disabilities. Contact the division for more information.

Medical expenses for independence support (rehabilitation and medical treatment) 自立支援医療費(更生医療・育成医療)

Disabled Person's Welfare Division Tel. 862-3275

Naha Health Center Community Health Section Tel. 853-7962

A system that subsidizes part of your out-of-pocket medical expenses through public expenses when receiving treatment or surgery to eliminate or alleviate disabilities.

*You will be responsible for some out-of-pocket expenses depending on household income.

Applying for and receiving independence support treatment (psychiatric rehabilitation) 自立支援医療(精神通院)申請受付

Disabled Person's Welfare Division Tel. 862-3275

Out-of-pocket expenses are paid through public expenses as governed by the Okinawa Prefecture Mentally Disabled Special Measures Public Expense System. However, home nursing by home nursing businesses are not covered by the public expense system.

| Type | Who Is Covered | Contact |
|----------------|---|--|
| Rehabilitation | Persons aged 18 and over with a physical disability certificate | Disabled Person's Welfare Division |
| Treatment | Persons under 18 with a disability | Naha City Public Health Center Community Health Section |

Medical expenses subsidies for persons with severe physical or mental disabilities 重度心身障がい者医療費等助成

Disabled Person's Welfare Division Tel. 862-3275

If you live in Naha, out-of-pocket medical expenses for people with severe physical or mental disabilities who are participating in health insurance are subsidized. However, there are situations where this will not apply depending on the income of the person or household members. This does not apply to people receiving social security payments or payments for institutional treatment.

Livelihood support for disabled persons 障がいがある方の生活支援

| Type | Details | Out-of-pocket expenses | Contact |
|--|--|----------------------------------|---|
| Installation of care phones | Installed in homes of persons at home with severe physical disabilities who have difficulty going out. | Yes | Disabled Person's Welfare Division Tel. 862-3275 Fax 862-0621 |
| Emergency notification system | Installed in homes of persons with severe physical disabilities. A transmitter is installed in the user's home, which is connected to a communications center in case of emergency. | Yes | |
| Adaptive equipment allowance and repair | Provides an allowance for and repair of wheelchairs and other adaptive devices (depending on the nature and degree of disability). | Yes | |
| Allowance for tools for daily life | Provides an allowance for beds and other tools for daily life (depending on the nature and degree of disability). | Yes | |
| Home bathing service for disabled persons | Provides bathing equipment and bathing services for persons with severe physical disabilities and whose families cannot bathe them by themselves. | Yes | |
| Allowance for flush toilet remodeling expenses | A subsidy of no more than 250,000 yen is provided to households (or owned houses) of severely disabled persons currently living with septic tank style or pit style toilets to connect their drainage systems to the sewers. | Any amount exceeding the subsidy | Billing Services Division Tel. 941-7810 Fax 941-7820 |

Social services for disabled persons (children) 障がい者(児)への福祉サービスについて

Disabled Person's Welfare Division Tel. 862-3275

You will be eligible for the following services once you have received a decision from the Disabled Person's Welfare Division to receive a subsidy. However, you will need to enter into a contract with a specified provider yourself. (Some services will require a decision by the Naha Care Payment Grant Screening Committee classifying the degree of disability.) *Japanese only.

| Type | Details |
|--|--|
| Home help | Help at home with bathing, toilet routine, meals, etc. |
| Severe home care | Assistance with bathing, toilet routine, meals, etc. and assistance with moving when going out for severely disabled persons requiring constant care. |
| Activity support | Necessary assistance with activities and assistance with moving when going out for people with mental and cognitive disabilities who have difficulty with activities and require constant care. |
| Accompanied assistance | Providing the necessary information for movement outside assistance with movement, and so on for disabled persons with severe difficulties moving due to visual impairments. |
| Short stays | Short stays in facilities are possible when caregivers at home are ill, etc. |
| Comprehensive support for persons with severe disabilities | Providing comprehensive social services (such as home help) for people who require constant care and the level of need for care is recognized as being extremely high. |
| Medical care | Functional training as well as medical management, nursing care, and support at a medical institution for disabled persons requiring treatment and who require constant care. |
| Daily life care | Providing care (bathing, toilet routine, meals) and a chance for creative activities at a facility for people requiring constant care. |
| Group care home | Receiving care (bathing, toilet routine, meals) in a communal living setting. |
| Facility admission support | Care (bathing, toilet routine, meals) for people admitted to facilities. |
| Group care home | Consultation on residences and assistance with daily activities for persons in a communal life in their community. |
| Self-independence training | Providing the training necessary over a fixed period of time to increase a person's physical and daily functions to enable them to independently perform daily and societal activities. |
| Employment transition support | Providing a chance over a fixed period of time for production and other activities for those wishing to work, as well as training to increase knowledge and performance. |
| Employment continuation support | Providing a chance to work and a chance for production and other activities to people who have difficulty working in normal offices, as well as training to increase their knowledge and performance. |
| Community transition support | Consultation and other necessary support for disabled persons admitted to support facilities for the disabled or for mentally disabled persons admitted to psychiatric hospitals regarding securing housing and other activities for transitioning to communal activities. |

| | |
|---|---|
| Support in becoming established in the community | Consultation and other necessary support for disabled persons living alone in a home regarding ensuring a regular communication system and onemergency situations that arise from the nature of being disabled. |
| Child development support (including preschool and kindergarten children) | Guidance for basic behavior in daily life, providing knowledge and skills, adaptive training for group life, and other necessary support. |
| Medical-type development support | Child development support and treatment for disabled children that are handicapped and are recognized as needing physiotherapy and other function training or medically managed support. |
| Afterschool and day services (Grades 1 – 12) | Providing training to increase daily functionality, promoting exchanges with society, and providing other necessary support afterschool or over extended vacations (summer vacation, etc.). |
| Daycare outreach | Providing specialized and other necessary support so disabled children can adapt to group activities with non-disabled children. |
| Communication support (sign language interpretation) | Support for the hearing impaired to join society through dispatching sign language interpreters (Japanese only). |
| Provision of tools for daily life | Providing the necessary tools to make daily life easier. |
| Transportation support service | Providing support for disabled persons (children) who have trouble moving around outside to go outside. |
| Temporary daytime support service | Providing a space for activities for disabled children and persons for caregivers who need a temporary break from day-to-day home care giving. |

Children and Family 子ども・家庭

When entering daycare 保育所に入るとき

Children's Future Division Tel. 861-6903

When guardians cannot care for their children at home due to both parents working, illness, or so on the child can be left at a daycare center. Contact the Children's Future Division for more information. Contact your nearest daycare center for consultation on child raising.

Special childcare services 特別保育事業

Children's Future Division Tel. 861-6903

In addition to normal daycare services, municipal daycares and licensed preschools offer the following special daycare services.

- Extended hours (children taken care of after normal daycare hours)
- Temporary daycare (temporary childcare) is daycare for when it is temporarily difficult to take care of a child at home, such as during a guardian's illness or pregnancy, when providing nursing care for the elderly, etc.

*Children from around 6 months and preschool age are eligible.

*Prior reservation is required. Contact the actual daycare center/preschool regarding care times and costs. There are 28 daycare centers in Naha that provide this service.

- Holiday daycare is for children that require daycare when guardians must work on Sundays and holidays. (Services provided at Aja Daycare.)
- Disabled child daycare is where the daycare/preschool and family cooperate to support the growth of children with disabilities.

Infant health support and temporary childcare service (for sick or convalescent children) 乳幼児健康支援一時預かり事業(病児・病後児保育)

Children's Future Division Tel. 861-6903

For children who have difficulty being in group childcare because they are convalescing after an illness, this child rearing and work support service has nurses and childcare workers temporarily taking care of children in specialized areas attached to hospitals when guardians cannot look after their child at home due to work, illness, accidents, pregnancy, ceremonial occasions, funerals, or other reasons,.

| | | | |
|--|--|---|---|
| Hospital or facility offering services | Aja Pediatric Clinic Children's Daycare Center Tel. 869 - 0600 | Kokura Clinic Pediatric Health Support Center Tel. 855 - 1020 | Naha Sakura Mother and Child Livelihood Support Center (Haru House) Tel. 886 - 8808 |
| Address | 215-1 Aza-aja | 3-8-28 Kohagura | 4-99 Shuri Torihori-cho |
| Usage times and fees | Mon. – Sat. 8:30 – 18:00 (Appointment required) 2,000 yen (daycare fees and meal expenses included) | Mon. – Fri. 9:00 – 18:00, Sat. 9:00 – 13:00 1,890 yen/day (daycare fees and meal expenses included) 1,260 yen/half day (4hrs) (daycare fees and meal expenses included) | Mon. – Sat. 8:00 – 18:00 2,000 yen (daycare fees and meal expenses included) |
| Usage period | *In principle up to 6 days. However, temporary daycare exceeding 6 days is possible depending on requirements. | | |

Using children's houses and playgrounds 児童館・児童遊園の利用

Child-Rearing Support Division Tel. 861-6951

Children's houses and children's playgrounds are recreational facilities for the health and development of children. These facilities provide a space and a chance for children to have rich life experiences, such as attractive play spaces, getting in touch with nature, and exchanges with the elderly. These facilities also serve to give play guidance from counselors and act as community activity centers for children's groups, mother's clubs, and so on.

【Children's houses】Wakasa Children's House, Kubagawa Children's House, Tsuboya Children's House, Kokuba Children's House, Ona Children's House, Oroku Children's House, Aja Children's House, Kanagusuku Children's House, Kumoji Children's House, Kohagura Children's House, Shikina Children's House

【Hours】Daily 10:00 – 18:00 (Closed holidays except for Children's Day, New Year's holidays and Irei no Hi)

Kanagusuku and Kohagura Children's Houses are closed every Sunday

Children under 18 can use the houses until 18:00. After 18:00 the houses are open to the public (for a fee)

【Who is eligible to use the houses】Infants to high school students living in the city (infants must be accompanied by a

guardian)

【Children's playground】IshimineMemorial Children's Playground (Park)

Naha Family Support Center 那覇市ファミリーサポートセンター

Naha Family Support Center Tel. 857-8991

A membership organization providing mutual assistance activities, where persons in the community who need help raising their children and those who want to assist others become members. Contact us if you cannot take time off work, if you cannot send or pick up your children from school, or if you need support after maternity leave. Our advisors can give you more details.

Address: 3-5-4 Kanagusuku, Naha
(In the NahaGeneral Welfare Center)

Eligible children: 0 to elementary school aged

Hours: Mon. – Fri. 9:00 – 18:00

Basic fees: From 600 yen/hour

*May differ depending on the time slot used.

*The hours the center is open and the time slot for assistance activities differ. Overnight assistance is in principle not allowed.

Child benefit 児童手当

Child-Rearing Support Division Tel. 861-6951

Based on the basic understanding that fathers, mothers, and other guardians have the primary responsibility for child rearing, the purpose of the child benefit is to provide livelihood stability for families and support the healthy growth of children, who will play a role in the next generation's society, by providing a child benefit to the persons raising the child.

Who is eligible to receive payments

Payments are made to persons living in Japan and raising children aged 0 to before they finish junior high school (the first March 31 after they turn 15).

While the children need to be living in Japan, some children may be eligible for children's allowance payments if studying overseas for educational purposes. Contact the Child-Rearing Support Division for more information.

Monthly payments

- Aged 0 – 3 (until the month of their 3rd birthday): 15,000 yen
- 3 – completion of elementary school (1st and 2nd born): 10,000 yen
- 3 – completion of elementary school (3rd born and later): 15,000 yen
- Junior high school students (across the board): 10,000 yen
- Households above the income ceilings (across the board per child): 5,000 yen

Documents you will need when applying

- Certified claim (available at the counter)
- If the claimant is enrolled in an employee pension, a copy of their pension enrollment certificate or health insurance card.
*Persons enrolled in the national pension do not need a copy of their pension enrollment certificate or health insurance card.
- A copy of a bankbook or ATM card in the claimant's name (the father or mother rearing the child(ren) who is primarily responsible for maintaining living expenses)
- FYE14 Certificate of Income for children's allowance (Issued after June 1, 2013)

When living apart from your child

- Certified copy of the resident register of the child's household (showing registered domicile and head of family)

- Petition for cost of living equivalence (available at the counter)

The documents you will need will depend on conditions in your household. Claimants with children in children's welfare facilities may become facility providers. Contact us for more information.

Income ceilings

If your income last year (for benefits from January to May, income from two years prior) is above the income ceiling, you will be paid a special allowance of 5,000 yen per eligible child instead of receiving the child benefit.

*Persons not living in Naha as of January 1, 2013 will need to submit a Certificate of Income for 2013 for both the claimant and their spouse. Please submit the Certificate of Income for your address where you resided as of January 1, 2013.

Income ceiling table

*An additional 60,000 yen has been added onto the ceilings in the table per spouse subject to elderly exemptions and elderly dependents and relatives as stipulated by the Income Tax Law.

*If there are six or more dependents or relatives, an additional 380,000 yen per person will be added (440,000 if the dependent relative is a spouse subject to elderly exemptions and elderly dependent and relative.)

Procedures

You will need to notify us if the environment where the child is being raised has changed in any of the following ways.

- A new child is born
- If a new child to raise has been added
- If the recipient changes
- If you move into Naha
- If you move out of Naha
- If you are no longer raising your child due to divorce or other factors
- If you are raising a child due to divorce or other factors
- If your child is admitted to a children's welfare facility
- If you want to change the bank account where your child benefit is being deposited

| No. of Dependent Relatives | Income Ceiling (unit: 10,000 Yen) |
|----------------------------|-----------------------------------|
| 0 | 622 |
| 1 | 660 |
| 2 | 698 |
| 3 | 736 |
| 4 | 774 |
| 5 | 812 |

*Government workers need to apply at their place of employment. However, people working at incorporated administrative agencies need to apply for child benefits in Naha, even if you are enrolled in mutual aid for public officials.

Care workers for supporting independence for single mother families 母子家庭等のために 母子自立支援員

Child-Rearing Support Division Tel. 861-6951 (ext. 2559)

We provide consultation on the various problems facing single mothers as well as on employment. Our care workers for supporting independence for single mothers also provide information mothers need to become independent. Contact the Child-Rearing Support Division for more information.

Receiving the childcare allowance 児童扶養手当の支給

Child-Rearing Support Division Tel. 861-6951
(ext. 2557/2558)

The childcare allowance is designed to promote a child's welfare when a father or mother having custody over a child no longer shares the same living expenses due to divorce, and said father or mother will be raising the child. (This allowance applies to foreign residents as well.) Please note that there is an income ceiling. Contact the Child-Rearing Support Division for information on the necessary procedures.

| Classification | When Full Amount is Paid | When a Partial Amount is Paid |
|-----------------------------------|------------------------------------|---|
| When there is 1 child | 41,430 yen/month | 9,780 – 41,420 yen/month (amount adjusted in 10 yen intervals depending on income) |
| When there are 2 children | 5,000 yen in addition to the above | 5,000 yen in addition to the above |
| When there are 3 or more children | An additional 3,000 yen per child | An additional 3,000 yen per child |

Benefit for education and training to support self-independence and benefit to promote higher skills training 自立支援教育訓練給付金および高等技能訓練促進給付金

Child-Rearing Support Division Tel. 861-6951 (ext. 2559)

When a single mother or single father takes designated classes to develop their vocational skills and receives certification, they can receive a benefit for education and training to support self-independence equivalent to 20% (maximum 100,000 yen, minimum 4,000 yen) of the course fees for the applicable class.

Further if a single mother studies for 2 years or more at a training institute to receive certification as a nurse, care worker, or the like, they can then receive a benefit over a fixed period to promote higher skill training. Contact the Child-Rearing Support Division for more information.

Welfare loans for single mothers and widows 母子・寡婦福祉資金の貸付

Child-Rearing Support Division Tel. 861-6951 (ext. 2559)

These are loans to help single mothers and children, as well as widows and their child dependents, so that they can be economically independent and lead a stable life. Contact the Child-Rearing Support Division for more information.

| Type | Loan Details |
|--------------------------------------|--|
| Study funds | For the necessary school expenses for your child |
| Funds to prepare for entering school | For expenses related to admission of your child to a school or learning institution and for the necessary related expenses |
| Funds for acquiring skills | For expenses to acquire skills necessary to find employment |
| Funds for finishing school | For expenses for children to start a business or to acquire the necessary knowledge and skills to find employment |
| Funds for employment preparation | For the necessary expenses for finding employment and for expenses to purchase an automobile or the like for commuting to work |
| Livelihood funds | For the necessary funds to maintain a lifestyle while acquiring skills or during loan periods for healthcare funds |
| Funds for starting a business | For the necessary funds to start a business |
| Funds for continuing a business | For the necessary funds to continue a business |
| Healthcare funds | For the necessary funds to receive medical treatment or care |
| Home funds | For the necessary funds to build, purchase, renovate, or add on to a home |
| Moving funds | For the necessary funds to build, purchase, renovate, or add on to a home |
| Wedding funds | For the necessary funds when a child marries |

Medical expense subsidies for single mother or single father households 母子および父子家庭等医療費助成

Child-Rearing Support Division Tel. 861-6951

Guardians can apply for a subsidy for a portion of the medical expenses that they paid for insured treatment.

| Subsidy Details | | Who Is Eligible | What You Will Need to Apply |
|---|---|--|--|
| Hospital visits | Subsidy for amounts exceeding 1,000 yen per medical institution per month | <ul style="list-style-type: none">● Single mothers and their children● Single fathers and their children● Children bereaved of their father or mother and orphaned children● Mothers, fathers, or children in the equivalent of single mother or father households due to a disabled mother or father <p>*“Children” refers to persons no older than the first March 31 after they turn 18.</p> | <ul style="list-style-type: none">● Certificate to receive medical expense subsidies● Health insurance card● Receipt for medical expenses that shows your insurance points <p>*For expensive medical treatments, additional payments, and payments under other systems, a notice that outlines the details of payment.</p> |
| Hospitalization | Excludes diet regimen fees | | |
| Subsidy for expensive medical treatments, additional payments, and payments under other systems | | | |
| You will need to apply for eligibility beforehand (income limits apply). Contact the Child-Rearing Support Division regarding procedures. | | | |

Service to support single mothers in their daily life 母子家庭等日常生活支援事業

Child-Rearing Support Division Tel. 861-6951 (ext. 2559)

This service dispatches family life support staff when single mothers, widows, or single fathers need temporary support in their daily lives or childcare services due to a need to find work to be independent, illness, or so on. Prior registration is required. You will be charged a usage fee depending on your income. Contact the Child-Rearing Support Division for more information.

Naha Single Mother Welfare Center (inside the Okinawa Prefectural General Welfare Center) 那覇市母子福祉センター（総合福祉センター内）

Child-Rearing Support Division Tel. 861-6951

Naha Welfare Association for Single Mother's and Widows Tel. 858-7217

Counselors provide counseling to single mothers and widows on stable lives, employment, domestic issues, and children. They are also involved in improving the welfare of single mothers and widows by offering computer courses and so on.

Address: 3-5-4 Kanagusuku, Naha

Hours: Mon. – Fri. 10:00 – 18:00

(Closed Sundays, holidays, Irei no Hi, and New Year's holidays)

Naha Sakura Mother and Child Livelihood Support Center 那覇市母子生活支援センター「さくら」

Naha Sakura Mother and Child Livelihood Support Center Tel. 886-7018

The center aims to support financial and mental independence for mothers and the healthy development of children through daily life at this residential facility that supports independence for single mothers.

- Community child raising support services

- 1) Counseling services (counseling on problems related to child raising and domestic issues)
- 2) Infant health support and temporary childcare services (convalescent child care)

*See page 66

- 3) Short stay services

If a guardian temporarily cannot take care of a child aged 2 to 12 living in the city due to hospitalization, medical treatment, rehabilitation, or other reasons, this service provides daily life support such as taking them to and from school, meals, and general care.

Address: 4-99 Shuritorihori-cho, Naha

If you are having day-to-day troubles 生活にお困りのとき

Part of the Naha Council on Social Welfare

- Fureai Welfare Consultation Office Tel. 857-7780

Provides consultation on any worries or trouble, and consultation on welfare issues.

- Money management support project for families receiving public assistance Tel. 857-7766

Provides consultation on money management to families receiving public assistance. Assists with procedures to use welfare services for families receiving public assistance that have difficulty making decisions by themselves. Assists with paying medical expenses and public utility fees, and processes various documentation.

- Nambu Community Welfare Rights Protection Center Tel. 857-4525

Provides consultation on protecting your rights. Assists with procedures to use welfare services for those who have difficulty making decisions for themselves (those with mental or intellectual disabilities, elderly persons with dementia, etc.). Assists with paying medical expenses and public utility fees, and processes various documentation.

Public assistance 生活保護

Public Assistance Management Division, Welfare Consultation Group Tel. (main) 867-0111
(ext. 2456/2457)

Persons who are out of work due to illness, unemployment, old age, or other reasons, whose household income falls below a standard established by the government, and are having difficulties making a living can receive public assistance as provided by the Public Assistance Act.

Livelihood and welfare loans 生活福祉資金の貸付

Naha Council on Social Welfare Tel. 857-7766

| Type | Who Is Eligible |
|--|--|
| Livelihood and welfare funds | For households struggling to make a living due to unemployment, households with low incomes, households with disabled members, and elderly households. |
| Mutual aid safe | Lends funds for daily life (50,000 yen limit) for those experiencing temporary difficulty due to emergency expenditures. |
| Naha loan service for medical expenses for severely mentally and physically disabled persons | Persons who have trouble paying medical expenses and hold a certificate to receive Naha subsidies for medical expenses for severely physically or mentally disabilities. |

Social workers and commissioned child welfare volunteers 民生委員・児童委員

Naha Welfare Commissioner/Children's Committee Association Tel. 858-5166

Social workers and commissioned child welfare volunteers are community liaisons between the members of the community and social services. Each community in Naha has a social worker and commissioned child welfare volunteer committee. A local social worker or commissioned child welfare volunteer can visit your home as necessary and provide consultation on daily life and social welfare (children, elderly, persons with physical disabilities, single mothers and fathers) and provide support in resolving problems. We are also looking for volunteers in areas with no social workers or commissioned child welfare volunteers.

Mother and Child Health 母子健康

From pregnancy to birth and child rearing 妊娠から出産・育児まで

Naha City Public Health Center Regional Health Division Tel. 853-7962

The following table shows the various necessary procedures, health check-ups, and child rearing classes from pregnancy to birth and for children up to 5 years old. See each page regarding each section and use this in helping you and your child remain healthy.

| | | | | | | |
|-------------------|--|--|--------------------|--|---------------------------------|---------------------------------|
| Pregnancy | Receive parent-child health handbook | Notification of low birth weight (notification is needed if your baby's birth weight is less than 2500g) | Baby food training | Nutritional counseling for expectant mothers | "Kamikami" baby feeding lecture | Health consultations and visits |
| Birth | Notification of birth | | | | | |
| 1 month | Midwife visit A midwife will visit your house. (Send in the postcard attached to your parent-child health book (maternity health handbook)) | | | | | |
| 3mos – 1yr | General infant health check-up (group check-up) Notification sent when child is between 3-5mos and 9-11mos | | | | | |
| 18mos | Health check-up at 18mos (group check-up) Notification send when child is 20mos | | | | | |
| 2yrs | Dental check-up at 2yrs (private check-up) Notification sent when child is 29-32mos | | | | | |
| 3yrs | Health check-up at 3yrs (group check-up) Notification sent when child is around 44mos | | | | | |

Receiving your parent-child health book (maternity health book) when you become pregnant 妊娠したら 親子健康手帳(母子健康手帳)の交付

Naha Health Center Community Health Section Tel. 853-7962

Notify the Community Health Section on the 2nd floor of the Naha Health Center (1-3-21 Yogi) when you find out you are pregnant to receive your parent-child health book (maternity health handbook). This handbook will record your pregnancy, birth, and child's development, help manage the health of both mother and child, and help with child raising.

Notifications of birth and notification of low birth weight when your child is born 赤ちゃんが生まれたら 出生届・低体重児の届出

Haisai Citizens' Affairs Division Tel. 862-3274

Submit your child's notification of birth to the Haisai Citizens' Affairs Division or any branch office within 14 days (inclusive) of when your child is born. (See pg. 33.) You will need to submit notification of low birth weight if your child's birth weight is less than 2,500g. When submitting the notification of birth to the Haisai Citizens' Affairs Division, please fill in the notification of birth card. This card will double as notification of low birth weight.

System for admission into midwife centers 助産施設入所制度

Child-Rearing Support Division Tel. 861-6951 (ext. 2559)

Regardless of whether it is necessary for health reasons, expectant and nursing mothers who cannot afford hospitalized midwifing for economic reasons can be admitted to these centers if they wish and receive midwifing. There will be out-of-pocket expenses based on the municipal and income tax situations of that household, enrollment in social insurance, and other factors. Contact the Child-Rearing Support Division for more information.

System for working mothers 働くお母さんのための制度

Ministry of Health, Labour and Welfare Okinawa Labour Bureau Equal Opportunity Employment Office Tel. 868-4380

Contact a service provider and apply for a health check-up and other services so that you can have peace of mind when you deliver your baby while you continue to work. (Contact the office regarding using your maternity health management and guidance point contact card.)

Receiving your lump sum birth allowance (if enrolled in National Health Insurance) 出産育児一時金の支給(国民健康保険加入者)

Division of National Health Insurance Tel. 862-4262

When a person enrolled in National Health Insurance gives birth, they are entitled to a lump sum birth allowance of 390,000 yen, or 420,000 yen if using the Japan Obstetric Compensation System. (However, for the latter you will need documentation verifying that you are using this system.) This allowance is paid directly to the hospital for birthing expenses (direct payment system). If you do not want to use the direct payment system, or if the expenses are less than the lump sum and you can request the difference, you will need to apply to the Division of National Health Insurance.

*Persons enrolled in health insurance other than National Health Insurance and their dependents giving birth will need to contact the health insurance association at their place of work or contact the social insurance office.

Midwife visits 助産師訪問

Naha Health Center Community Health Section Tel. 853-7962

Midwives will visit the home of parents and their baby (less than 3 months old) living in Naha and provide consultation on giving baths, child rearing, and breastfeeding. Send the visit request card (postcard) attached to the parent-child health handbook (maternity health handbook) to the Community Health Section, or call them directly. We also offer consultation to pregnant mothers.

Konnichiwa Akachan service こんにちは赤ちゃん事業

Child-Rearing Support Division Tel. 861-5026

The purpose of this service is to visit all families with infants up to 4 months old, listen to their concerns and problems, and provide them with information to assist them in raising a child. The service also seeks to understand the mental and physical condition of the parents and other aspects of the child rearing environment, offer advice, and act as a link to providing the appropriate services for families that need support.

Dental check-ups for 2 year olds 2歳児歯科健診

Naha Health Center Community Health Section Tel. 853-7962

Dental clinics contracted by the city offer private dental check-ups, guidance on tooth brushing, fluoride treatments, and other services for children 29 – 32 months old. (This new service began in 2012.)

Infant health check-ups 乳幼児の健康診査

Naha Health Center Community Health Section Tel. 853-7962

The city offers group check-ups to support parents in raising their children, to maintain and promote child health, and for the early detection of diseases and disabilities. Public health nurses, nutritionists, dental hygienists, and psychologists are also on hand for consultation.

*While the city provides personal notifications, children of eligible age can receive these check-ups even without receiving a notification. Bring your parent-child health handbook.

| | |
|---|--|
| General check-up during early infancy: | For children between 3-6mos (notification around 3 – 5mos) |
| General check-up during late infancy: | For children between 9mos and 1yr (notification around 9-11 mos) |
| Health check-up for children 18mos old: | For children between 18 – 24mos (notification around 20mos) |
| Health check-up for children 3yrs old: | For children between 3-4yrs (notification around 42-43mos) |

Child rearing classes, lectures, and consultation 教室・講演会・相談（子育て）

Naha Health Center Health Promotion Section Tel. 853-7961

| Name of Class, Lecture, or Consultation | Details |
|---|---|
| Baby food training | For pregnant mothers and parents with children younger than 1 year of age. Teaches how to feed infants baby food depending on their developmental state through lectures and training. (Held once/month.) |
| “Kamikami” baby feeding lecture | For pregnant mothers, parents with children younger than 18 months, and anyone else interested. Lecture three times a year on infant jaw development and chewing. |
| Nutrition consultation for pregnant and expectant mothers | For pregnant and expectant mothers. Consultation on diet during and after pregnancy. (See pg.36.) |

Subsidies for children's medical expenses (formerly subsidies for infant medical expenses) こども医療費助成（旧：乳幼児医療費助成）

Child-Rearing Support Division Tel. 861-6951

This subsidizes part of a child's medical expenses (out-of-pocket expenses for insured examinations) that guardians have paid. When your child is born, or when you move into Naha, go through the qualification procedures to receive the subsidy at the Child-Rearing Support Division. Once you have received certification that you are qualified to receive the subsidy, apply to receive the medical expense subsidy payment. Persons receiving subsidies for medical expenses under other systems and guardians with an income above the income ceiling equivalent to that stipulated in the Child Allowance Act will not be able to receive a subsidy.

You can apply to receive the medical expense subsidy payment from the day after treatment was received up to a maximum of one year. Attach certification that you are qualified to receive payment and a medical expense receipt that shows the number of insurance points when applying. (For expensive treatments, additional payments, and amounts paid under other systems, attach notification that details these payments.)

*Even if you have received certification that you are qualified to receive payment, medical expenses for treatment received over one year prior will not be subsidized.

*Every June the previous year's income of the guardian will be checked and qualification to receive payment for another year will be reevaluated. (You may be asked to submit a certificate of income as needed.)

| Persons Eligible to Receive Subsidies (with a child to whom the following applies) | Medical Expenses That Can Be Subsidized | Items Needed when Applying for Qualification |
|---|---|--|
| <ul style="list-style-type: none"> Naha resident Enrolled in health insurance Not receiving subsidies for medical expenses under other systems The guardian's income does not exceed the income ceiling | <p>Outpatient: Medical expenses up to the month of the child's 4th birthday (you will be required to pay out-of-pocket for some expenses when they are 3 years old)</p> <p>Inpatient: Medical expenses up to the child's 3rd year of junior high school</p> <p>*Subsidy excludes dietary expenses when hospitalized, expensive treatments, additional payments, and amounts paid under other systems.</p> | <ul style="list-style-type: none"> Child's health insurance card Guardian's bankbook Seal (personal seals OK) Certificate of income for mother or father if moving to Naha (contact the Child-Rearing Support Division, Medical Expenses Support Group for more information) |

Vaccinations 予防接種

Naha Health Center Health Promotion Section Tel. 853-7961

There are private vaccinations (BCG, DPT, measles, rubella) that you can get from hospitals commissioned by the city. Eligible persons will be sent a personal notification, or you can learn more on Naha's website. You will be required to pay out-of-pocket for vaccination fees for Japanese encephalitis, seasonal influenza vaccination for the elderly, and so on. Group vaccinations were eliminated in 2012; all vaccinations are now private vaccinations given by a commissioned medical institution.

For more information, visit Naha's website (<http://www.city.naha.okinawa.jp/>) or contact the Health Promotion Section.

| Type | Age Group | Vaccination Method | Location | Normal Inoculation Period | Cost | Number of Inoculations, Interval, and Cautions |
|--|---|---------------------|----------------------------------|---|------|---|
| BCG (tuberculosis) | Less than 1 year after birth | Private vaccination | Commissioned medical institution | 5 – 8mos after birth | Free | 1 shot |
| Polio (infantile paralysis) | 1 st stage initial: 3mos – 7.5yrs after birth | | | 3 – 12mos after birth | | 3 shots with an interval of more than 20 days between each. After receiving the 1 st stage initial (3 shots), leave an interval of more than 6 months Starting September 2012 a new inactivated vaccine has been introduced instead of the traditional live vaccine (group vaccination) for individual vaccinations at medical institutions |
| | 1 st stage booster: Less than 7.5yrs | | | 12 – 18mos after the 1 st stage initial shot | | |
| D (diphtheria) P (pertussis) T (tetanus) | 1 st stage initial: 3mos – 7.5yrs after birth | | | 3 – 12mos after birth | | 1 st stage initial: 3 shots 20 – 56 day interval between shots |
| | 1 st stage booster: Less than 7.5yrs | | | 12 – 18mos after the 1 st stage initial | | 1 st stage booster: 1 shot Leave an interval of more than 6 months after receiving the 1 st stage initial (3 shots) |
| DT 2 nd stage | Between 11 – 13yrs | | | Between 11 – 12yrs | | 2 nd stage: 1 shot |
| 4 vaccine combination (DPT + polio) | 1 st stage initial: 3mos – 7.5yrs after birth | | | 3 – 12mos after birth | | 1 st stage initial: 3 shots 20 – 56 day interval between shots |
| | 1 st stage booster: Less than 7.5yrs | | | 12 – 18mos after the 1 st stage initial | | 1 st stage booster: 1 shot An interval of more than 6 months after receiving the 1 st stage initial (3 shots) |

| | | | | | | |
|--------------------------------------|---|---------------------|----------------------------------|--|---|---|
| MR (combined measles and rubella) | 1 st stage: 1 – 2yrs | | | One year before start of elementary school | | 1 shot *3 rd and 4 th stage MR shots ended in FYE13 |
| Japanese encephalitis | 1 st stage initial: 6mos – 7.5yrs after birth | | | 3 – 4yrs | 1,000 yen (1 shot) | 1 st stage initial: 2 shots 6 – 28 day interval 1 st stage booster: 1 shot Roughly 1 year after the 1 st stage initial (2 shots) |
| | 1 st stage booster shot: Less than 7.5yrs | | | 4 – 5yrs | | |
| | 2 nd stage: 9 – 13yrs | | | 9 – 10yrs | | |
| | Persons born between April 2, 1995 and April 1, 2007 and who have missed chances to get vaccinated between 2005 and 2009 due to reservations about aggressive vaccine recommendations can receive any of the above 4 vaccination shots not yet received between the ages of 4 – 20. However, you must be over 9 years old to receive 2 nd stage (4 th shot) vaccinations. | | | | | |
| Elderly influenza (Voluntary) | 1. For persons 65 and over 2. Persons 60 – 64 who have disabilities in their heart, kidney, or respiratory organ functions to a degree that extremely limit daily activities in their personal life, or whose immune functions are disabled from HIV to a degree that daily activities are virtually impossible | Private vaccination | Commissioned medical institution | Oct. to Jan. the following year | 1,000 yen (1 shot) | 1 shot *Free for persons receiving welfare benefits |
| Elderly pneumococcus vaccine subsidy | 1. Persons with a late-stage elderly medical insurance card 2. Persons 75 and over receiving welfare 3. Persons who have not received the elderly pneumococcus vaccine within the last 5 years | Private vaccination | Commissioned medical institution | All year | Vaccination fee differs for each medical institutions | Only a 2,000 yen subsidy is provided by Naha (full subsidy for persons receiving welfare benefits). The difference is paid out-of-pocket. Contact the medical institution where you plan to receive your vaccination for costs. |
| Hib vaccine | Start: 2 – 7mos after birth Booster: 7 – 13 month interval after the initial (3 shots) | Private vaccination | Commissioned medical institution | 2 – 7mos after birth | Free | Initial: 3 shots Booster: 1 shot |

| | | | | | | |
|--------------------------------|--|---------------------|----------------------------------|--|------|---|
| | Start: 7 – 12mos after birth Booster: 7 – 13 month interval after the initial (2 shots) | | | | | Initial: 2 shots Booster: 1 shot |
| | Start: 1 – 5yrs | | | | | 1 shot |
| Pediatric pneumococcal vaccine | Start: 2 – 7mos after birth (3 shots with more than 27 days between each) Booster: Initial (more than 60 days after the first 3 shots) | Private vaccination | Commissioned medical institution | 2 – 7mos after birth | Free | Initial: 3 shots Booster: 1 shot Standard vaccination period 12 – 15mos after birth |
| | Start: 7 – 12mos after birth (2 shots with more than 27 days between each) Booster: Initial 12mos after birth (more than 60 days after the first 2 shots) | | | | | Initial: 2 shot Booster: 1 shot |
| | Start: 2 – 5yrs | | | | | 1 shot |
| Cervical cancer prevention | Women between the first day of the fiscal year they turn 13 to the last day of the fiscal year they turn 16 (equivalent to 1 st year jr. high school to 1 st year high school students) 1. If getting vaccinated with Cervarix: With the 1 st shot at month 0, a 2 nd shot after 1 month and a 3 rd shot after 6 months 2. If getting vaccinated with Gardasil: With the 1 st shot at month 0, a 2 nd shot after 2 months and a 3 rd shot after 6 months | Private vaccination | Commissioned medical institution | 1 st year female junior high school students (equivalent to 13yrs of age) | Free | 3 shots *There are 2 types of vaccines, but be sure to get inoculated 3 times with the same vaccine. |

Promoting Health and Health Check-ups 健康づくり・健（検）診

Adult health education 成人の健康教育

Naha Health Center Health Promotion Section Health Promotion Group Tel. 853-7961

- Health study groups and lectures

Public health nurses and nutritionists are dispatched to community associations, clubs, and groups to spread proper awareness of health issues such as preventing lifestyle diseases and promoting health.

Youth diabetes prevention check-ups and health guidance 若い世代の糖尿病予防健診・保健指導

Naha Health Center Health Promotion Section Health Promotion Group Tel. 853-7961

- Simple diabetes prevention check-ups and health guidance (will start June 2013)

For people in their 20s and 30s (who are not enrolled in National Health Insurance) who do not have a chance to get a health check-up in their community or workplace. Health centers conduct blood tests (sugar, lipids, liver functions, etc.) once a week. You'll receive everything from an explanation of the results to health guidance on the same day. Contact the health center to make an appointment (required).

Applying for the relief system for deleterious effects of asbestos 石綿健康被害救済制度申請

Naha Health Center Health Promotion Section Health Promotion Group Tel. 853-7961

- Provides consultation and accepts applications for the relief system for deleterious effects of asbestos.

Consultation and screening for tuberculosis, public payment of medical expenses 結核に関する相談・検査・医療費公費負担

Naha Health Center Health Promotion Section Tuberculosis Consultation Office Tel. 853-7972

- Provides consultation for the prevention and treatment of tuberculosis.

Consulation and screening for infectious diseases (AIDS, etc.) 感染症（エイズ等）に関する相談・検査

Naha Health Center Health Promotion Office Infectious Diseases Consultation Office Tel. 853-7971

- Screening and consultation for AIDS/HIV, sexually transmitted diseases (chlamydia, syphilis), and hepatitis B and C.
- Consultation on infectious diseases prevalent at that time, such as influenza, norovirus, and rubella.
- Consultation and guidance on infectious diseases spreading from health centers, social welfare facilities, and medical institutions.

Applying for subsidies for viral hepatitis medical expenses ウイルス性肝炎の医療費助成申請

Naha Health Center Health Promotion Office Infectious Diseases Consultation Office Tel. 853-7971

- Accepts applications for subsidies for medical expenses for persons receiving interferon treatment or NA treatment for hepatitis B or C.

Cancer and periodontal disease screenings各種がん検診・歯周疾患検診

Naha Health Center Health Promotion Section Tel. 853-7961

The following screenings are available for residents who do not have a chance to get cancer or periodontal disease screenings at work.

| Name of health check-up or screening | Who Is Eligible | Location | Cost |
|---|--|---|---|
| Lung cancer and tuberculosis screenings | Persons 40 and over | <u>Group Screening</u> Naha City Health Care Center, Naha Medical Association Lifestyle Related Disease Medical Center, etc. | Some out-of-pocket expenses (Free for persons enrolled in the National Health Insurance and long life medical care) |
| Stomach cancer screening | | <u>Private Screening</u> Contracted medical institutions (Contact the Health Promotion Section for a list of names) | |
| Colorectal cancer screening | | | |
| Breast cancer screening | Women 30 and over (once every 2yrs) Combined with a mammography for women 40 and over (once every 2yrs) | | |
| Uterine cancer screening | Women 20 and over (once every 2yrs) | | |
| Periodontal disease screening | At 40, 50, 60, and 70 | Commissioned medical institution (southern dental association dentist) | |
| Hepatitis virus screening | Persons 40 and over who have not received this screening before | Contracted medical institutions | Free for persons 40, 45, 50, 55, and 60. Free for persons of other ages enrolled in the National Health Insurance or long life medical care. Some out-of-pocket expenses for persons enrolled in social insurance, etc. |

Special health check-ups and health guidance (for persons enrolled in National Health Insurance)

特定健診・保健指導（国民健康保険加入者）

Specific Medical Examination Section Tel. 862-0564

Under Naha's National Health Insurance, persons aged 40-74 who are enrolled in National Health Insurance can receive special health check-ups and health guidance. We recommend that you receive a special health check-up once a year so that you can understand your own health and prevent lifestyle diseases from occurring or getting worse.

The special health check-up is a check-up that can prevent lifestyle diseases or discover them early, as well as for discovering impaired kidney and liver functions. Once you have received the check-up, you can receive special health guidance (support from a public health nurse or registered dietician on improving your daily habits) depending on your risk of developing these diseases.

Who is eligible: Persons aged 40-74 enrolled in Naha's National Health Insurance (persons receiving outpatient care are also eligible)

Details of check-up: Medical exam, body and blood pressure measurements, blood and urine tests

Check-up period: April 1, 2016 – March 31, 2017

Where available: Most medical institutions in Okinawa Prefecture

Cost: Free

*The National Health Insurance Card and special health check-up ticket were unified in FYE13. You will be able to receive a health check-up with just your National Health Insurance card.

*Contact your health insurance provider if you are enrolled in a different health insurance.

Health check-up (for persons in their 20s or 30s enrolled in National Health Insurance) 健康診査 (国保20代・30代)

Specific Medical Examination Section Tel. 862-0564

The Naha National Health Insurance also offers health check-ups for persons aged 20-39 enrolled in National Health Insurance to promote interest in personal health. We recommend that you use this chance to have your health checked.

Who is eligible: Persons aged 20 – 39 enrolled in the Naha National Health Insurance

Details of check-up: Medical exam, body and blood pressure measurements, blood and urine tests

Check-up period: April 1, 2013 – March 31, 2014

Where available: Most medical institutions in Okinawa Prefecture

Cost: Free

*The National Health Insurance card and special health check-up ticket were unified in FYE13. You will be able to receive a health check-up with just your National Health Insurance card.

*Special health check-ups are available for persons 40 and over.

*Contact your health insurance provider if you are enrolled in a different health insurance.

Health promotion volunteers 健康づくりのためのボランティア

1) Health Promotion Division Tel. 853-7961
2) & 3) Regional Health Division Tel. 853-7962

1) Community activities by diet improvement promoters

These promoters volunteer at cooking classes and diet fairs to spread dietary improvements in the community.

Contact the Health Promotion Division if you are interested in volunteering.

2) Voluntary and community organization activities health promoters

Supporting community health promotion through promoters that volunteer as on-hand consultants for community health issues and liaisons to relay community needs to the government.

Their main activities are holding mini-health fairs in the community, recommending people to get health check-ups, and conducting anti-smoking activities. Contact the Regional Health Division if you are interested in volunteering.

3) Voluntary and community organization activities by health promoters of both mother and child

These community volunteers act as child raising mentors regarding pregnancy, giving birth, and child rearing and emphatically work together with people. Their main activities include providing information on infant health check-ups, vaccinations, and other health matters through home visits, providing consultation on child raising, holding classes on adolescence at schools, and forming community child raising clubs. Contact the Regional Health Division if you are

interested in volunteering.

Naha City Health Care Center 那覇市保健センター

Health Care Center Tel. 858-1456
NorthHealth Care Center Tel. 885-6117

There are resident public health nurses at each health center that can help all Naha residents young and old live a long, healthy, active life. These centers can be used as bases for the voluntary promotion of Naha resident health.

● Naha City Health Care Center

Address: 3-5-3 Kanagusuku, Naha

Hours: Mon. – Fri 8:30 – 17:15

(Closed Saturdays, Sundays, holidays, New Year's holidays, and Irei no Hi)

Access

Bus lines: Outer city line 89 (Itoman line): 5min. walk from Naha Nishi Kokomae bus stop
Outer city line 56 (Urasoe line): 5min. walk from Naha Nishi Kokomae bus stop
Inner city line 17 (Ishimine (Kainan line)): 8min. walk from Orokuekimae bus stop

Yui Rail: 8min. walk from Oroku Station

● Naha City NorthHealth Care Center

Address: 2-31-1 Furujima, Naha

Hours: Mon – Fri. 8:30 – 17:15

(Closed Saturdays, Sundays, holidays, New Year's holidays, and Irei no Hi)

Access

Bus lines: Inner city 11 (Yasuoka/Uebaru line)
7min. walk from Naha ShiritsuByoinmae

Yui Rail: 5min. walk from Naha ShiritsuByoinmae

KohaguraFureai-kan (Welfare Center) 古波蔵ふれあい館

KohaguraFureai-kan(Welfare Center) Tel. 833-3621

Can be used as a space for promoting Naha resident health or for volunteer/local resident activities.

Address: 4-7-7 Kohagura, Naha

Hours: Daily 9:00 – 21:00

(Closed holidays, New Year's holidays, and Irei no Hi)

Access

Bus lines: Outer city lines: 34, 37, 38, 39, 45, 50, 51, 53, 83
Inner city line: 6 (Kohagura or SekijujiByoin)

Naha Health Center Environmental Sanitation Section 那覇市保健所生活衛生課

Food Sanitation Group 食品衛生グループ

Naha Health Center Environmental Sanitation Section Tel. 853-7963
Fax 853-7965

Naha Health Center opened on April 1, 2013 with the transition of Naha into a core city.

Feel free to call or visit us if you have any of the following points that you would like to discuss.

In Naha:

- 1) Opening a restaurant or café
- 2) Operating food or drink facilities at a community festival, bazaar, school festival, etc.
- 3) Opening kitchen facilities
- 4) Questions or consultation regarding food poisoning
- 5) Consultation or filing a complaint regarding the above.
- 6) Applying for a cook or confectionery hygienist license, or questions regarding tests

Address: 1-3-21 Yogi, Naha

Hours: Mon. – Fri. 8:30 – 17:15 (closed Saturdays, Sundays, Irei no Hi, and New Year's holidays)
*Closed 12:00 – 13:00 for lunch.

Access: Bus lines: The closest bus stop is Yogi Jujiro.
Routes 2, 14, 35, 40, 109: Get off at JujiroByoinmae or a bus stop near Naha Shiminkaikan
Routes 17, 30, 31, 55, 112: Get off at Yogi Koenmae or a bus stop near KamiharaChugakko
Routes 30, 33, 34, 37, 38, 39, 41, 45, 46, 50, 51, 53, 54, 83, 89: Get off at Naha Keisatsushomae
Yui Rail: 20min. walk from Asato Station
*Parking is limited so come by public transportation whenever possible.

URL: <http://www.city.naha.okinawa.jp/kakuka/nahahokenjyo/>

Medical, Pharmaceutical, and Environmental Affairs Group 医務薬務環境グループ

Naha Health Center Environmental Sanitation Section Tel. 853-7963

Fax 853-7965

The Naha Health Center opened on April 1, 2013 with the transition of Naha into a core city.

Feel free to call or visit us if you have any of the following points that you would like to discuss.

In Naha:

- 1) Opening a barber shop, beauty salon, or dry cleaners
- 2) Opening an inn or public bathhouse
- 3) Opening a performance facility (movie theater or a facility with shows)
- 4) Submitting notification about a large building
- 5) Submitting notification about waterworks
- 6) Questions regarding onsen (hot spring) usage
- 7) Opening a clinic, midwife center, acupuncture, or other treatment facility
- 8) Opening a pharmacy or drug store
- 9) Opening a medical device sales or leasing business
- 10) Registering a deleterious substance related business
- 11) Consultation or filing a complaint regarding the above
- 12) Applying for a dry cleaners' license, or questions regarding tests
- 13) Applying for a health care provider's license, renewing one's license, and applying for a reissue

Address: 1-3-21 Yogi, Naha

Hours: Mon. – Fri. 8:30 – 17:15 (closed Saturdays, Sundays, Irei no Hi, and New Year's holidays)
*Closed 12:00 – 13:00 for lunch.

Access: Bus lines: The closest bus stop is Yogi Jujiro.
Routes 2, 14, 35, 40, 109: Get off at JujiroByoinmae or a bus stop near Naha Shiminkaikan
Routes 17, 30, 31, 55, 112: Get off at Yogi Koenmae or a bus stop near KamiharaChugakko
Routes 30, 33, 34, 37, 38, 39, 41, 45, 46, 50, 51, 53, 54, 83, 89: Get off at Naha Keisatsushomae
Yui Rail: 20min. walk from Asato Station
*Parking is limited so come by public transportation whenever possible.

URL: <http://www.city.naha.okinawa.jp/kakuka/nahahokenjyo/>

Naha City Hospital 地方独立行政法人那覇市立病院

Naha City Hospital (main line) Tel. 884-5111

<http://www.nch.naha.okinawa.jp/>

As a regional core hospital, our duty is to provide 24 hour emergency aid as well as safe, secure, and high quality acute medical care, advanced testing and surgery, specialized treatment, and hospital treatment. In addition, as a hospital that is a base for regional medical cooperation, we promote collaboration with other regional medical institutions. Usually how the division of duties works is that patients get examined by their primary care physician, and our hospital takes over if they need advanced testing, surgery, hospitalization, and so on. We have also been certified as a regional hospital that is a base for cancer treatment, so we have acquired doctors and staff specializing in cancer treatment, and secured advanced diagnostic and treatment equipment, to perform cutting-edge cancer treatment.

Address: 2-31-1 Furujima, Naha

Access: Bus lines: Inner city bus: #11 YasuokaUebaru Line, ShiritsuByoinmae
Outer city bus: #33 Itoman Nishihara Line, ShiritsuByoinmae
Yui Rail: Get off at ShiritsuByoinmae Station *Use the walkway connecting to the hospital (open 7:00 – 21:00)

URL: <http://www.nch.naha.okinawa.jp/index.jsp>

Hospital Guide

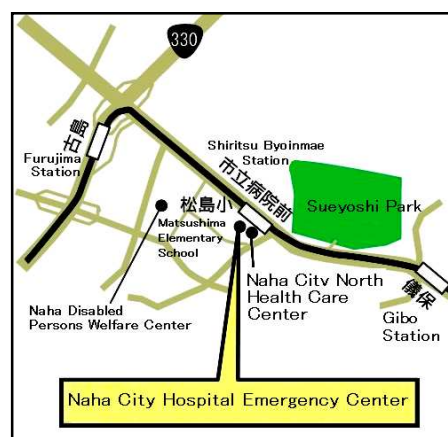
Emergency Medical Center (reception at the B1 Emergency Medical Center)

Hours: Weekdays after hours (17:00 – 8:00 the following day), 24hr examinations and treatment on holidays

General outpatient (reception at the 1F general reception)

Reception hours: Weekdays 8:30 – 16:00 (times may vary depending on the department)

Closed: Saturdays, Sundays, holidays, Irei no Hi (June 23), New Year's holidays



| | Examination Time | Monday | Tuesday | Wednesday | Thursday | Friday |
|---------------------------|---------------------|------------------|------------------|-----------|------------------|----------|
| Internal medicine | Morning & Afternoon | ReservedReferral | | | | |
| Pediatrics | Morning | ✓ | ✓ | ✓ | ✓ | ✓ |
| | Afternoon | ReservedReferral | | | | |
| External medicine | Morning | ✓ | ✓ | ✓ | ✓ | ✓ |
| | Afternoon | ReservedReferral | | | | |
| Neurosurgery | Morning | ✓ | ✓ | - | ✓ | - |
| | Afternoon | - | - | - | Reserved | - |
| Dermatology | Morning | ✓ | ✓ | ✓ | ✓ | ✓ |
| | Afternoon | - | ReservedReferral | - | ReservedReferral | - |
| Obstetrics and gynecology | Morning | ✓ | ✓ | ✓ | ✓ | ✓ |
| | Afternoon | ReservedReferral | | | | |
| Otorhinolaryngology | Morning | Referral | | - | ReservedReferral | - |
| | Afternoon | - | - | - | Reserved | - |
| Ophthalmology | Morning & Afternoon | Reserved | - | Reserved | - | Reserved |
| Orthopedics | Morning & Afternoon | ReservedReferral | | | | |
| Urology | Morning & Afternoon | ReservedReferral | | | | |
| Dental surgery | Morning | ✓ | ✓ | - | ✓ | ✓ |
| | Afternoon | ✓ | ✓ | - | Reserved | ✓ |

✓ . . . general outpatient practice Reserved . . . patients with reservation Referral . . . patients with referrals

Medical examination may be unavailable due to emergency surgery, academic study trips, etc.

*The above outpatient examination table is subject to change. Visit the website to confirm the latest version

As of April 1, 2016

Seeing a doctor without a referral 紹介状なく受診される場合は

Naha City Hospital Medical Affairs Division Tel. 884-5111 (ext. 146)

First time patients (excluding patients being examined at the Emergency Medical Center) who do not have a referral (treatment information document) from another medical institution will have to pay the following amount in addition to the initial visit fee. Contact the Medical Affairs Section for more information.

Select medical treatment fee at time of initial visit: 2,000 yen (incl. consumption tax)

Complete medical check-ups 人間ドック

Health Check-up Center Toll free number for appointments: 0120-784-155

We recommend that you get a complete medical check-up of your personal health once a year. Persons enrolled in National Health Insurance getting a complete medical check-up at Naha City Hospital may be eligible to receive a discount when using their special health check-up or cancer screening examination ticket. Contact the appropriate department at city hall for more information on the special health check-up and cancer screening system.

Naha City Hospital Health Check-up Center

| | |
|--|--|
| Same day check-up | Mon. – Fri. 36,720 yen (incl. consumption tax) |
| Cerebral check-up | Mon. – Fri. 36,180 yen (incl. consumption tax) |
| Same day check-up + Cerebral check-up | Mon. – Fri. 58,320 yen (incl. consumption tax) |

Other check-ups その他健診

Health Check-up Center Toll free number for appointments: 0120-784-155

Special check-ups, cancer screenings (lung, breast, colorectal, uterine, stomach cancers), Japan Health Insurance Association lifestyle disease prevention screenings, and other check-ups are also available.

Consultation regarding troubles 困ったときのご相談は

Comprehensive Consultation Center Tel. 884-5111 (ext. 211)

There are special social workers at Naha City Hospital to provide consultation to patients and their families on medical expenses and other financial troubles, unease and concerns regarding recuperation, problems with discharge from and transferring hospitals, how to use various systems, and so on.

Second opinion outpatient clinic セカンドオピニオン外来

Regional Medical Cooperation Office Tel. 884-5111 (ext. 293/107)

Based on referrals (treatment information document) and test results from other hospitals, Naha City Hospital is linked with other outpatient clinics so patients can get opinions on diagnosis and treatment from our hospital's doctors.

5. National Health Insurance, Pension, and Taxes

5. 国保・年金・税

National Health Insurance 国民健康保険

Notifications for the following situations こんなときは届け出を

Division of National Health Insurance Tel. 862-4262

You will need to notify us of the following situations within 14 days of the situation occurring.

| | Situation | What You Will Need | Notify |
|---|---|---|---|
| When enrolling in National Health Insurance | When moving in from another city | Notification of change of residence | Haisai Citizens' Affairs Division • any branch office, or Division of National Health Insurance |
| | When quitting employee health insurance | Certificate of loss of eligibility for coverage by employee health insurance | |
| | When a child is born | Parent – child health handbook, seal | |
| | When losing public assistance | Notification of rejection of application for public assistance | |
| | When joining as a foreign resident | Alien registration card or Basic Resident RegistrationCard | |
| When quitting National Health Insurance | When moving to another city | National Health Insurance card | |
| | When joining employee health insurance | National Health Insurance card, employee health insurance card, certificate of acquisition of qualifications for health insurance | |
| | When becoming a dependent of a person enrolled in employee health insurance | | |
| | When starting to receive public assistance | National Health Insurance card, notification of commencement of public assistance | |
| | When a person insured by National Health Insurance dies | National Health InsuranceCard, document or other item verifying death, seal | |
| Miscellaneous | When moving within Naha | National Health Insurance card | |
| | When the head of household or name has changed | | |
| | When household has split or joined | | |
| | If you lose your insurance card | Personal ID, seal | |
| | If you establish another address in order to attend school | National Health Insurance card, student ID | |
| When you become eligible for the medical care system for retirees | | National Health InsuranceCard, Pension Certificate | Division of National Health Insurance |

*You will be asked for identification when submitting notifications, so be sure to bring something that can confirm your identity (Basic Resident RegistrationCard, passport, driver's license, etc.). If a proxy is submitting the application, that person will need to bring a power of attorney and identification for themselves.

- If your notification of enrollment in National Health Insurance is late

- 1) National Health Insurance tax is applied retroactively from the month you are qualified to be insured, and not the day that notification of National Health Insurance enrollment was made.
- 2) You will be required to pay out-of-pocket for all medical expenses up until the day of notification (excluding a maximum of 14 days for submitting notification as stipulated by law).
 - If your notification of quitting National Health Insurance is late
- 1) If you are late in submitting notification of loss of National Health Insurance qualifications and you use your National Health Insurance card to receive an examination, you will be required to return any medical expenses covered by National Health Insurance.

Insurance tax (FYE16) 保険税 (平成28年度)

Division of National Health Insurance Tel. 862-4262

The annual insurance tax is the total amount of medical, support, and nursing care (for persons aged 40 – 64). Each of these segments is calculated separately.

National Health Insurance Tax (FYE16)

| | | | | |
|-------------------------------|-------------------|---|-----------------------|--|
| National Health Insurance tax | Medical (*1) | Household insurance tax = (1) + (2) + (3) *Taxable limit: 540,000 yen (FYE13) | (1) Income amount | Base amount for calculating income amount x tax rate (9.70%) |
| | | | (2) Per capita amount | No. of people enrolled x 18,200 yen |
| | | | (3) Ave. amount | 25,400 yen per household |
| | Support (*2) | Household insurance tax = (1) + (2) + (3) *Taxable limit: 190,000 yen (FYE13) | (1) Income amount | Base amount for calculating income amount x tax rate (1.59%) |
| | | | (2) Per capita amount | No. of people enrolled x 3,300 yen |
| | | | (3) Ave. amount | 5,300 yen per household |
| | Nursing care (*3) | Household insurance tax = (1) + (2) + (3) *Taxable limit: 160,000 yen (FYE13) | (1) Income amount | Base amount for calculating Group 2 insured persons x tax rate (1.56%) |
| | | | (2) Per capita amount | No. of Group 2 insured persons x 7,700 yen |
| | | | (3) Ave. amount | 4,600 yen per household with Group 2 insured persons |

- (*1) Medical: The total insurance tax is determined depending on the predicted amount of medical expenses for that year. The amount of those medical expenses to be borne by the insurance tax is calculated using the above calculation.
- (*2) Support: Some of the expenses required to support operation of the late-stage elderly person medical system is supported through the insurance tax. The amount to be supported by the insurance tax is calculated using the above calculation.
- (*3) Nursing care: The nursing care premiums for persons aged 40 – 64 enrolled in National Health Insurance are calculated using the above calculation.

Payment deadlines for insurance tax 保険税の納付期限

Division of National Health Insurance Tel. 862-4262

| Period | 1 | 2 | 3 | 4 | 5 | 6 | 7 | 8 | 9 | 10 |
|----------|---------|---------|---------|----------|---------|---------|---------|---------|---------|---------|
| Deadline | Jun. 27 | Jul. 25 | Aug. 25 | Sept. 26 | Oct. 25 | Nov. 25 | Dec. 26 | Jan. 25 | Feb. 27 | Mar. 27 |

*In general, the deadline for payment is the 25th of every month between June and March. However, if the deadline falls on a Saturday, Sunday, or holiday, the deadline will be the following weekday.

*You will be issued a collection notice if you do not pay by the deadline.

Insurance tax reduction 保険税の減額

Division of National Health Insurance Tel. 862-4262

Households whose income fall below the income levels stipulated by the government will receive a reduction on the per capita amount and average amount of their insurance tax. However, income levels cannot be determined (and hence reductions cannot be given) unless you report your income. Don't forget to report your income every year!

Application for tax reductions and exemptions

If you encounter difficulties paying insurance tax due to disaster, unemployment, illness, or so on, you may be eligible to receive a health insurance tax reduction or exemption. However, the application for reduction or exemption must be received within a certain period. You may need to supply documents with your application that describe the condition of the disaster, current income situation, documents that verify unemployment, or so on. There are many possible situations, so contact us as early as possible. Contact the Insurance Tax Group for more information.

From FYE11, new measures to reduce the burden of national insurance tax were introduced for persons who have lost their job due to downsizing so that they can enroll in health insurance with the same level of premium payments as when they were working.

Overview of the new relief measures

- 1) The National Health Insurance tax for the following involuntarily unemployed persons will be calculated as 30/100 of the earned income of the previous fiscal year's income from the time of unemployment until the following fiscal year.
 - Employment insurance for unemployed workers with specific qualifications as recipients (persons who have retired at the discretion of the business owner due to bankruptcy, termination, etc.)
 - Employment insurance for unemployment due to special reasons (those whose employment contract term has ended)
- 2) Even for expensive medical treatment and other classifications of income that have been determined, the tax will be determined as 30/100 of the (previous year's) earned income.

Insurance benefits 保険給付

Division of National Health Insurance Tel. 862-4262

You can receive the following benefits under National Health Insurance. The statute of limitations for these benefits is two years, after which you will no longer be able to claim them. Apply for these as soon as possible. Some expenses are not applicable under the system. Contact the Division of National Health Insurance for more information on

out-of-pocket limits and so on.

- When receiving medical treatment at a medical institution

When an insured person becomes ill or injured, that person can receive the necessary medical treatment at a medical institution that handles National Health Insurance. Present the insurance card of the person getting examined at the reception of the medical institution.

You will be required to pay the full amount out-of-pocket if you do not present an insurance card or if the insurance card has expired.

*You will not be able to visit the hospital with a National Health Insurance card when working and enrolled in employee health insurance. Present the employee health insurance card at the reception.

- When injured in a traffic accident or by assault

Although you will be able to present your National Health Insurance card and receive treatment when injured in a traffic accident or when assaulted by someone, claims for medical expenses accrued may be claimed under non-life insurance or from the other party. Contact the police department and the non-life insurance company and be sure to submit a notification of disease/injury caused by an act of a third party to the Division of National Health Insurance. However, you may not be able to use National Health Insurance if receiving medical expenses from the other party in an out of court settlement. Contact the Division of National Health Insurance before accepting any medical expenses.

*Accidents that occur while driving without a license or under the influence of alcohol, or injuries incurred during fights, are not eligible for insurance benefits. You will be required to pay out-of-pocket for all expenses.

Types of benefits 給付の種類

Division of National Health Insurance Tel. 862-4262

| | |
|---|---|
| When a child is born | 390,000 lump sum birth allowance per child (including stillbirths and miscarriages after 4 months of pregnancy. However, a doctor's certificate will be required.), 420,000 yen if the Japan Obstetric Compensation System is used. (However, you will need documentation verifying that you are using the system.) |
| When an insured person dies | 25,000 yen is paid as a lump-sum funeral allowance for the person holding the funeral (chief mourner, etc.). |
| When paying expensive medical treatments | When hospitalized and paying a portion of medical expenses out-of-pocket that exceeds the out-of-pocket ceiling, the person can apply for an expensive medical treatment benefit for the amount that exceeds the ceiling (varies depending on income and number of times). Notification for application will be sent after at least four months following the month of treatment in order to calculate benefits for the applicable person. |
| When facing difficulty paying large medical expenses (High Cost Medical Care Benefits System) | National Health Insurance provides an equivalent benefit for high-cost medical expenses during hospitalization when you have difficulty paying. However, this does not include situations where the amount you are attempting to secure a loan for insurance tax that you are delinquent on despite having no special circumstances is less than one-third of the out-of-pocket amount (hereinafter "out-of-pocket ceiling") not including the high cost medical expenses that is part of the out-of-pocket expenses for treatment. |
| When worried about paying for large hospital admission or medical expenses (Eligibility Certificate for Ceiling Amount Application) | For high cost hospital admission expenses and outpatient care expenses, there will be a limit to the amount of insurance medical expenses you will pay when admitted to a hospital by obtaining an Eligibility Certificate for Ceiling Amount Application in advance and presenting it at the counter of the medical institution. (While this originally was only applicable to hospital admission, from April 1, 2012 this is now also applicable to |

| | |
|--|--|
| | outpatient care as well.) |
| Reduced meal expenses during hospital admission (Standard Payment Limit Reduction Approval Certificate) | Persons over 70 from low income households or persons exempt from resident taxes can apply to receive approval for a reduction in out-of-pocket meal expenses (260 yen per meal) when admitted to a hospital. (Obtain this certificate before paying.) |
| When receiving medical treatment overseas (There is a prescribed format for the applications. Visit the office to obtain an application before traveling.) | Even if you have received treatment for illness or injury while traveling overseas, you can receive an overseas medical expenses benefit if you submit the required documents after you return to Japan and they are approved. Bring the National Health Insurance designated treatment details (available at the National Health Insurance desk) with you when you travel overseas. (The equivalent insurance benefit in Japan and trips for the purpose of receiving medical treatment are not covered.) |
| If having difficulty paying for medical expenses due to a disaster (Partial reduction system for out-of-pocket expenses) | If you are having difficulty paying for medical expenses due to a temporary drop in income due to a disaster, the system allows for a reduction or exemption in the premiums you pay, in principle, for three months within the scope of your out-of-pocket ceiling. (Evacuees of the Great East Japan Earthquake can also apply for authorization.) |
| Retiree medical system | The retiree medical system applies to persons receiving an employee pension or old-age (retirement) pension from a mutual aid association or other system, and who have been enrolled in the pension for more than 20 years (or for more than 10 years after the age of 40), and for persons not eligible to receive geriatric treatment. Their dependents are also covered. |
| Acupuncture, moxibustion, <i>amma</i> massage, and massage/shiatsu treatment usage ticket | Assistance with some of the expenses for acupuncture, moxibustion, <i>amma</i> massage, and massage/shiatsu treatment. Up to seven tickets for 800 yen per use are available per person. (Available within the scope of the city budget.) You may be asked for the specifics of your condition when you apply. |

National Pension 国民年金

National pension 国民年金

Haisai Citizens' Affairs Division, National Pension Group Tel. 861-6901

The national pension is a system run by the government that provides a pension and supports the livelihood of persons who suffer lasting disabilities from old age, from illness or injury, or following the loss of an invaluable worker in the family. All persons aged 20 – 59 living in Japan are enrolled under one of the following three classifications.

Classifications of insured persons

- 1) Class 1 insured person: Individuals who are self-employed, in agriculture and forestry, in freelance professions, unemployed and their spouses, and students.
- 2) Class 2 insured person: Persons enrolled in employee pension or a mutual aid association
- 3) Class 3 insured person: Wife or husband dependent on a Class 2 insured person

Persons who can choose to enroll (Apply at the City Hall Haisai Citizens' Affairs Division, National Pension Group)

- 1) Persons aged 60 – 64 with an address in Japan
- 2) Persons aged 20 – 64 of Japanese nationality living abroad
- 3) Persons born before April 1, 1965 aged 65 – 69 who do not fulfill the qualifications to receive the basic pension for the elderly

Notifications 届出について

Haisai Citizens' Affairs Division, National Pension Group Tel. 861-6901

Contact the Haisai Citizens' Affairs Division, National Pension Group for more information on the required documents.

| Situation | What You Need | Submit To |
|--|--|---|
| When turning 20 and you are not enrolled in employee pension | Seal (a power of attorney is also needed if notification is submitted by a proxy) | Haisai Citizens' Affairs Division, National Pension Group, any branch office |
| When you have enrolled in employee pension or a mutual aid association | Contact your place of employment | Place of employment |
| When quitting employee pension or your mutual aid association | Certificate of loss of eligibility for coverage by employee health insurance, written resignation, certificate of voluntary continuance of insurance, etc. | Haisai Citizens' Affairs Division, National Pension Group, any branch office |
| When a spouse is no longer a dependent (Class 2 insured person) | Document showing the date dependent status was revoked | |
| When the address of the person receiving the pension changes | Seal, annuity certificate | The desk of the group in charge of pensions at your new address or the pension office |
| When the person receiving the pension dies | Seal (contact the Haisai Citizens' Affairs Division, National Pension Group regarding what else is needed) | Haisai Citizens' Affairs Division, National Pension Group or the pension office |

Premiums (FYE16) 保険料（平成 28 年度）

Haisai Citizens' Affairs Division, National Pension Group Tel. 861-6901

Premiums: 16,260 yen/month – Fixed amount regardless of age or income.

Additional premiums: 400 yen/month

When paying additional premiums, an additional pension of 200 yen x number of months the additional premiums were paid will be added to your basic pension for the elderly. (Class 2 or 3 insured persons and persons enrolled in national pension fund, or persons approved as being exempt from national pension premiums, cannot join the additional pension.)

*Membership cannot be retroactively applied from dates previous to the application date.

Paying premiums 保険料の納付について

Haisai Citizens' Affairs Division, National Pension Group Tel. 861-6901

Premiums can be paid using the payment slip sent out by the Japan Pension Service or by direct billing (or credit card). The payment slip can be used for payment at any financial institution, post office, or convenience store (Lawson, FamilyMart, Cocostore). Contact the Naha Pension Office (Tel. 855-1122) to request a payment slip or to confirm a direct billing or payment.

Exemptions from premiums 保険料の免除について

Haisai Citizens' Affairs Division, National Pension Group Tel. 861-6901

- There is an exemption system (full or partial) for premiums that you can apply for if you are facing difficulty paying due to financial reasons.
- There is a youth payment deferral system for persons under 30 for deferring premiums payment depending on their and their spouse's income, regardless of the income of the head of household.

*Persons approved for a full exemption or for a youth payment deferral can continue to be considered as having applied and receive a review without having to reapply for the next fiscal year and beyond if they request this on their application. However, persons approved due to unemployment and other reasons and persons approved for partial exemption will need to reapply every fiscal year.

- There is a special student payment system for deferring payment when a person is enrolled as a student in an educational institution. ***Apply to the Haisai Citizens' Affairs Division, National Pension Group every fiscal year.**

Payments 給付について

Haisai Citizens' Affairs Division, National Pension Group Tel. 861-6901

Even if you have a right to receive a pension, you will not receive it without requesting it. There are various qualifications and requirements for receiving payment. Contact the Haisai Citizens' Affairs Division, National Pension Group for more information.

| | |
|-------------------------------|--|
| Basic pension for the elderly | Paid to persons over 65 who have paid into the system for a total of 25 years (300 months) or more (including time paying employee pensions and mutual aid associations, exemption periods, and special payment periods). *Payments can be started early from age 60 or up to age 66 as well. |
| Basic disability pension | Paid when the person enrolled has a disability (Class 1 or 2) stipulated by the National Pension Act. (In principle the person needs to claim this before the age of 65.) There is a disability pension for persons disabled before the age of 20. |
| Basic survivor's pension | Paid to a wife with child or child of a person who had maintained the livelihoods of them and who was enrolled in the national pension, or fulfilled the qualifications to receive the basic pension for the elderly. *Children are eligible up to 18 years old (until the first March 31 after they turn 18, or until age 20 for children with disabilities) |
| Widow's pension | When a husband qualified to receive the basic pension for the elderly dies before collecting, this pension will be paid to his wife (married for 10 years or more) between the ages of 60 and 65. |
| Lump sum death payment | When a Class 1 insured person who has paid premiums for more than 3 years dies before collecting the basic pension, this payment is paid to the surviving family. |

Special disability benefit 特別障害給付金

Haisai Citizens' Affairs Division, National Pension Group Tel. 861-6901

Who is eligible: Persons who were eligible to voluntarily enroll in the national pension but did not before March 1991 because they were a student, or persons who were eligible to voluntarily enroll in national pension but did not before March 1986 because they were the spouse of someone enrolled in employee pension or mutual aid association, whose date of first medical examination was within the period that they were not voluntarily enrolled, and whose level of disability corresponds to Class 1 or Class 2 in the basic disability pension.

Benefit amount: Class 1: 49,500 yen/month, Class 2: 39,600 yen/month (FYE14)

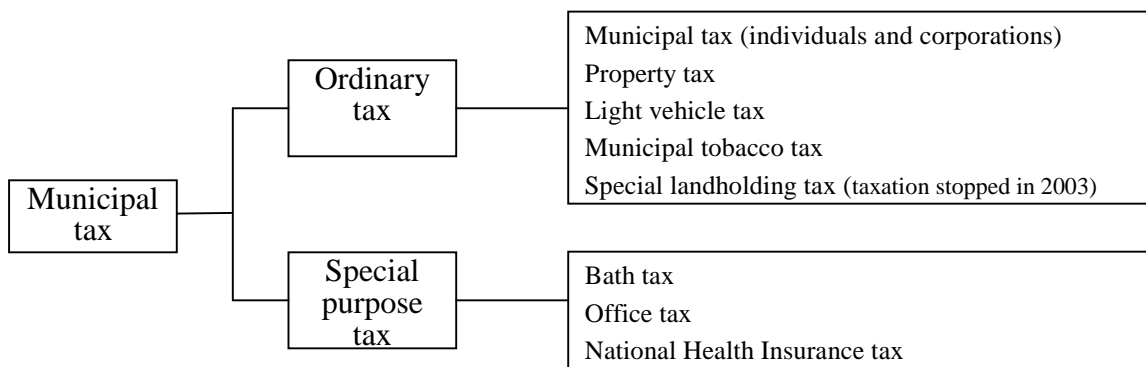
*Payment will begin the month following your claim. Contact us as soon as possible.

Taxes 税

Types of municipal taxes 市税の種類

Taxation System Division Tel. 862-9903

Municipal taxes such as the municipal tax and property tax are paid by all residents of Naha to support the finances of the municipal government. Municipal taxes serve a role in maintaining public facilities, providing thorough social services, and maintaining our living environment. The following shows the municipal taxes that are levied by Naha.



Ordinary tax: The purpose of this tax has not been stipulated and can be set aside for any type of work expense.

Special purpose tax: The purpose of this tax has been stipulated by law.

Municipal tax (individual) 市民税（個人分）

Resident Tax Division Tel. 861-3328

Persons who must pay municipal tax (taxpayers)

Persons with an address in Naha whose income is above a fixed level as of January 1 of that year will be taxed on an income basis and per capita basis. Even persons not living in Naha will be taxed by per capita basis if they have an office, place of business, or real estate in Naha.

Taxable amount: The total of a flat per capita rate and an income rate that depends on your income is your annual tax.

| Per Capita Basis | Income Basis (generally calculated as follows) |
|---|--|
| 5,000/year (3,500 for the city, 1,500 for the prefecture) | Amt. of taxable income x tax rate – tax deductions = Income rate (*Taxable income = income – income deductions) |

Municipal tax (individual) declaration 市民税（個人分）の申告

Resident Tax Division Tel. 861-3328

- The following people are required to declare municipal tax. However, persons who have submitted a tax return to the tax office are not required to declare municipal tax.

1. Persons who received income during the previous year

(Applies only to persons with an address in, or living in, Naha as of January 1 of that year. The same applies for 2 and 3 below.)

*Income = Income received – necessary expenses

2. Persons enrolled in Naha's National Health Insurance, even if they had no income due to unemployment during the previous year
3. Persons who require an income certificate, dependent certificate, or the like to apply for various public benefits (Certificates issued after June)
4. Persons with an address outside of Naha but with an office, business, or real estate in Naha on January 1 of that year

*The following people do not need to make a declaration

1) Persons whose place of employment has submitted a report on salary payments to the city and with no other income than that from a salary

2) Persons with no non-public pension income

However, persons who are trying to receive additional deductions such as dependent deductions should declare municipal tax.

Property tax 固定資産税

Property Tax Division Tel. 862-5320

Persons who must pay a property tax (taxpayers)

Persons possessing land, houses, or depreciable assets in Naha as of January 1 each year.

Tax

Total standard amount of taxation for land, houses, and depreciable assets x tax rate (1.4%)

Tax exemption limit

The total standard amount of taxation for various properties you possess are not taxed a property tax if the following amounts are not reached.

1) Land: 300,000 yen, 2) House and lot: 200,000 yen, 3) Depreciable assets: 1.5 million yen

*Submit a notification of house loss to the Property Tax Division if your house was demolished.

Naha Property Appraisal Evaluation Council 那覇市固定資産評価審査委員会

Taxation System Division Tel. 862-9903

If you have an objection to the price recorded in the property tax ledger, you can ask for a review by the Naha Property Appraisal Evaluation Council within 60 days from the day when the price was publicly registered in the property tax ledger to the day the tax notice was received.

Light vehicle tax 軽自動車税

Tax Payment Division Tel. 861-6902
Taxation System Division Tel. 862-9903

Persons paying light vehicle tax (taxpayers)

Persons possessing a motorbike or light vehicle in Naha as of April 1 each year are taxed. Unlike the motor vehicle tax, there are no monthly installments. However, if a light vehicle owned by a disabled person or for use for disabled persons corresponds to certain requirements, an application can be made to have the tax reduced or exempted.

***The light vehicle tax can also be paid at convenience stores as well.**

Payment deadlines for municipal taxes 市税の納期限

Tax Payment Division Tel. 861-6902

If the tax deadline falls on a Saturday, Sunday, or holiday, then the deadline will be the following weekday.

*The table below is for FYE16. Tax deadlines will change depending on the fiscal year.

| | Apr. | May | Jun. | Jul. |
|---|------|--------------|------|------|
| Municipal & prefectural tax (amount ordinarily collected) | | | 1Q | |
| Property tax | 1Q | | | 2Q |
| Light vehicle tax | | All quarters | | |
| | Aug. | Sep. | Oct. | Nov. |
| Municipal & prefectural tax (amount ordinarily collected) | 2Q | | 3Q | |
| Property tax | | | | |
| Light vehicle tax | | | | |
| | Dec. | Jan. | Feb. | Mar. |
| Municipal & prefectural tax (amount ordinarily collected) | | 4Q | | |
| Property tax | 3Q | | 4Q | |
| Light vehicle tax | | | | |

Paying municipal taxes 市税の納付について

Tax Payment Division ☎861-6902

- Pay your municipal taxes at one of the following locations.

Financial institutions where you can pay municipal taxes

Bank of the Ryukyus, KozaShinkin Bank, Shoko Chukin Bank Naha Branch, The Bank of Okinawa, Okinawa Rokin Bank, Mizuho Bank, Okinawa Kaiho Bank, JA Okinawa, Japan Post Bank/post office

Paying at convenience stores コンビニエンスストアでの納付について

Tax Payment Division Tel. 861-6902

- Starting FYE13, municipal taxes can also be paid at the following convenience stores.

Convenience stores where you can pay municipal taxes

Family Mart, Lawson, Cocostore, 7-Eleven, Daily Yamazaki, Yamazaki Daily Store, Circle K, Ministop, Sunkus, Three F, Community Store, Poplar, SeikatsuSaika, Kurashi House, Three Eight, Every One, Seico Mart, Hokkaido Spar, Save On, Daiei, Yamazaki Special Partner Shop, MMK establishments, Hasegawa Store (as of April 1, 2013)

*If there is a barcode at the bottom right of your payment statement, then it can be paid at convenience stores. Payments can be made at convenience stores for up to taxes up to 300,000 yen per statement.

*Please note that the following kinds of payment slips cannot be used for payment at convenience stores.

- 1) Payment slips for taxes/monies past the payment deadline
- 2) Payment slips without a barcode
- 3) Payment slips with stained barcodes

*Even payment slips with passed deadlines that cannot be used at convenience stores can be paid at the financial institutions (excluding Japan Post Bank and post offices) above within one month after the deadline. Payments more than one month past their deadline can only be made at the Bank of the Ryukyus (a designated financial institution).

Direct billing口座振替について

Tax Payment Division Tel. 861-6902

● Direct billing

Direct billing is extremely convenient and saves you the trouble of going out to a financial institution, and there is no worry about forgetting to make payment. Apply at the counter at one of the following financial institutions that handles direct billing.

| | |
|---|--|
| Taxes that can be paid by direct billing | Municipal and prefectural tax (for ordinary collections) Property tax Light vehicle tax |
| Financial institutions that handle direct billing | <ul style="list-style-type: none">● Bank of the Ryukyus● The Bank of Okinawa● Okinawa Kaiho Bank● JA Okinawa● KozaShinkin Bank● Okinawa Rokin Bank● Mizuho Bank (with a Naha branch account only)● Japan Post Bank (post offices) |
| What you will need | <ul style="list-style-type: none">● Bankbook● Bank account seal● Tax notice or receipt |
| Billing date | Transferred on the payment deadline for each quarter. The transfer date for prepayment for all quarters is the payment deadline for the 1 st quarter |
| Billing start | It takes about one month from the date of application for billing to start. Apply one month before billing date. |

Direct billing receipt

A receipt for direct billing of municipal tax will be sent to you once a year as follows.

| Tax | Date receipt issued | Applicable dates |
|--|---------------------|--|
| Municipal & prefectural tax, property tax | Mid-January, 2017 | FY2015-4Q for all taxes, prepayment for all FY2016 quarters & for quarters 1 -3 |
| Light vehicle tax | Mid-June 2016 | For FY2016 |

6. Education 6. 教育

Entering School or Kindergarten 入園・入学

Entering school or kindergarten 入園・入学

Naha City Kindergarten, Children's Policy Division Tel. 861-2110
Naha City Elementary and Junior High School, Educational Affairs Division Tel. 917-3505

Municipal kindergartens

A postcard notification will be sent to guardians of relevant children (under the age of 5) at the beginning of November. Bring your child to the kindergarten you want them to go to at the end of November to complete entry procedures. Bring the postcard you received and your seal.

Persons moving in from outside of Naha who have not received a postcard should bring their child to the kindergarten they want them to go to along with a copy of their resident registry and seal and apply directly.

Municipal elementary and junior high schools

Notifications for entering school will be sent to guardians of relevant children at the end of January. Children who move into Naha by March 24 will be sent a notification as needed. Students who move into Naha after March 24 or move to a different address in the city will need to undergo procedures with the Naha City Board of Education. Children will only be able to change from designated schools for reasons indicated on the standards for permission to change designated schools.

There is also a system for students before entering elementary or junior high school where they can choose to enter a school in an adjacent district. (Deadline for application is October 31.) Visit the following website for more information.

URL

<http://www.city.naha.okinawa.jp/kakuka/kyouikugakumu/>

Moving into Naha and transferring schools 転入

Naha City Kindergarten, Children's Policy Division Tel. 861-2110
Naha City Elementary and Junior High School, Educational Affairs Division Tel. 917-3505

Municipal kindergartens

Persons wishing to enter school midway through the school year because they moved into Naha from another city or other reasons should contact the school they wish to enter beforehand and undergo procedures. The documents you will need to prepare are the same as for when entering any school.

Municipal elementary and junior high schools

You will receive a Notification of Designated School when you register as a resident with the Haisai Citizens' Affairs Division. Submit the documents for transferring schools that you received from the previous school along with this notification directly to the designated school and undergo procedures.

Transferring schools (outside of Naha) 転校（市外）

Naha City Kindergarten, Children's Policy Division Tel. 861-2110
Naha City Elementary and Junior High School, Educational Affairs Division Tel. 917-3505

Contact the city of the school you will be transferring to when transferring to a school outside of Naha. Ask the elementary or junior high school your student is currently attending for the necessary documents for school transfers.

Assistance with school expenses 学資の援助

Naha City Kindergarten, Children's Policy Division Tel. 861-2110
Naha City Elementary and Junior High School, Educational Affairs Division Tel. 917-3505

Reduction or exemption of kindergarten childcare fees

Households on public assistance, households exempt from paying municipal taxes, and households with kindergartners commissioned to foster parents are exempt from some municipal kindergarten childcare fees.

*Children attending private kindergartens can receive a school entrance subsidy. (Limits apply based on municipal tax income taxation amount.)

Provision of school attendance assistance

Assistance with school lunch fees, school supply expenses, school trip expenses, medical expenses, and so on are provided to guardians of elementary and junior/senior high school students having difficulty attending school for economic reasons.

Applications for Naha Honor Society loan recipients 那覇市育英会貸与生の募集

Naha Honor Society Tel. 851-8891

Application period: Every April

Loan amount: School in Okinawa: 30,000 yen/month, school outside of Okinawa: 50,000 yen/month

Application qualifications: Children who have continuously lived in Okinawa Prefecture for more than one year, who are enrolled in a university (including graduate schools and junior colleges), technical colleges (4/5yrs), or vocational schools (limited to vocational courses) as stipulated by the School Education Act who are excellent scholars and people and who are determined to have difficulty paying school expenses after entering school.

7. International Exchange, Equal Gender Participation, NPO Activities, Volunteers

7.国際交流・男女参画・NPO活動・ボランティア

International Exchange and Equal Gender Participation 国際交流・男女参画

Naha Women's Center なは女性センター

Naha Women's Center Tel. 951-3203
Fax 951-3204

The Naha Women's Center conducts various activities to support societal participation and independence of both women and men in order to create a society that has ample gender equality. Whoever lives, works, or attends school in Naha can use the center.

Address: 1F ShintoshinMekaruBranch Office, 2-3-1 Mekaru, Naha

Hours: Mon. – Fri. 9:00 – 21:00

Sat. 9:00 – 17:00

(Closed Sundays, holidays, Irei no Hi, and New Year's holidays)

Access: Yui Rail: 10min. walk from Furujima Station

Naha bus: #10 MakishiShintoshin Line

Get off at MekaruChoshamae

URL: <http://www.city.naha.okinawa.jp/kakuka/heiwadanjyo/center/jyosei.html>

● Naha Women's Center courses

The Naha Women's Center offers courses involving women's issues as well as courses designed to add spice to your life. Contact us in advance regarding temporary childcare (for children aged 2 and over) and for sign language interpretation, and apply by the designated date.

● Borrowing study rooms, books, etc.

Study rooms are available for use free of charge to groups studying various women's issues. There are also books and DVDs designed to enlighten people regarding equal gender participation available for borrowing as well. You can browse any material free of charge.

Using (applying) for study rooms

Applications are accepted from the first day of the month prior to the day of usage. (Applications are chosen in the order they were received from 9:00.) Submit your application for use to the Naha Women's Center.

Hours for using rooms (includes time from preparation to clean-up):

Mon. – Fri Morning hours: 9:00 – 12:00

Afternoon hours: 13:00 – 16:30

Evening hours: 17:00 – 20:30

Sat. Morning hours and afternoon hours same as above

*No evening hours available.

Points of caution when using rooms

- Rooms cannot be used for commercial gain.
- Rights to use the facility cannot be transferred or sublet.
- Permission to use the rooms may be revoked if they are used in violation of the purpose of the facility or terms of

use

Naha International Exchange Association 那覇市国際交流市民の会

Peace・Exchange Promotion & Gender Equality Division Tel. 861-5195

Naha has signed sister and friendship city agreements with Honolulu, Hawaii (U.S.A.), Sao Vicente (Brazil), Fuzhou (China), Nichinan (Miyazaki Prefecture), and Kawasaki (Kanagawa Prefecture). This led to the founding of the Naha International Exchange Association as an exchange group that any resident can join in order to contribute to creating more internationalized people and developing vibrant local communities. We hope residents interested in our aims will join us.

Members are registered as general members, but the following specialty groups are available as well.

Specialty groups: Honolulu Group, Sao Vicente Group, Fuzhou Group, Nichinan Group, Kawasaki Group

Membership fees Individual: 2,000 yen per person annually

Groups: 10,000 yen per group annually

URL: http://www.city.naha.okinawa.jp/somu/heiwa/kk_siminnokai/

NPO & Volunteer Activities NPO・ボランティア活動

Naha City NPO Activity Support Center 那覇市NPO活動支援センター

Coproduction Promotion Division Tel. 861-3846

Naha City NPO Activity Support Center Tel. 861-5024

- Naha City NPO Activity Support Center

The Naha City NPO Activity Support Center is a facility that supports voluntary resident activities that contribute to society and are not for commercial gain. The center provides technical, capital, information, and material support.

Address: 3F Bunka Tenbusu Bldg., 3-2-10 Makishi, Naha

Hours: 9:00 – 22:00

Closed the 4th Wednesday of every month from 17:30 – 22:00 and 12/29 – 1/3 (New Year's holidays)

URL: <http://www.naha-npo.jp/>

- Naha City NPO Activity Support Fund Charitable Trust

Mainly supports resident activity groups performing social contribution activities for Naha residents.

Subsidy amount: (For soft activities) Maximum 500,000 yen
(For hard activities) Maximum 2,000,000 yen

Application period: Applications accepted in April, public presentation and review board in June

Activity period: (For soft activities) July – March
(For hard activities) The fiscal year following application

Naha Volunteer & Resident Activity Center 那覇市ボランティア・市民活動センター

Naha Social Welfare Council Tel. 857-7766

- Naha Volunteer & Resident Activity Center (Tel. 857-7766/Fax 857-6052)

Contact us if you would like to participate in volunteer activities or receive assistance from volunteers.

Hours: Mon. – Fri. 8:30 – 17:00

URL: www.nahasyakyo.org

- The following two locations are available as bases for volunteer activities. Use these bases as a place for gathering, exchanges, and for information exchange.

1) Naha Kanagusuku Volunteer Center

(B1F Naha General Welfare Center, 3-5-4 Kanagusuku)

Hours: Mon. – Sat. 19:00 – 22:00 (closed Sundays, holidays, and New Year's holidays)

2) Mawashi Volunteer Salon

(2F Mawashi Branch Office, 2-32-1 Yosemiya)

Hours: 10:00 – 22:00 (closed holidays and New Year's holidays)

8. Learning & Leisure 8.学習・余暇

Culture and Education 文化・教養

Naha City Library 那覇市立図書館

| | |
|--------------------------------------|---------------|
| Chuo Library | Tel. 917-3449 |
| Makishi Station-maeHoshizora Library | Tel. 917-3450 |
| Orokuminami Library | Tel. 917-3451 |
| Shuri Library | Tel. 917-3452 |
| Wakasa Library | Tel. 917-3453 |
| Ishimine Library | Tel. 917-3454 |
| Hantagawa Library | Tel. 917-3455 |

Naha has seven libraries: Chuo, Makishi Station-maeHoshizora, Orokuminami, Shuri, Wakasa, Ishimine, and Hantagawa. Whoever lives, works, or goes to school in Naha can take advantage of library lending services. Borrowed books can be returned to any library or to book drops (found in the new city hall or the Mekaru, Shuri, Mawashi, or Oroku Branch Offices, and the lobby of the Naha City Hospital).

Hours

| | |
|------------|--------------|
| Weekdays: | 9:30 – 19:00 |
| Saturdays: | 9:30 – 18:00 |
| Sundays: | 9:30 – 17:00 |

(The Chuo and Hantagawa libraries are open until 18:00.)

Holidays

- Regular holidays

Mondays: Chuo, OrokuMinarmi, Wakasa, and Ishimine libraries (Also closed the following day if Monday is a holiday.

However, the Chuo library will be open the following day.)

Fridays: Makishi Station-maeHoshizora, Shuri, and Hantagawa libraries (Closed the previous day if Monday is a holiday.)

- Holidays as stipulated by the Act on National Holidays

However, libraries will be open on November 3 (Culture Day)

- Irei no Hi (June 23rd)

- New Year's holidays (Dec. 28th – Jan. 4th)

- Library inventory day

3rd Wednesday of every month (library inventory day – however, open on this day in August)

- Special inventory period (15 days or less per year)

Borrowing limit: Number of books, magazines, or cassettes that can be read in two weeks (or 2 videos, CDs, or DVDs)

Borrowing period: Books, magazines, cassettes: 2 weeks Videos, CDs, DVDs: 1 week

URL: <http://www.edu.city.naha.okinawa.jp/lib/>

Reservations: Books/magazines: Up to 30 Videos, CDs, DVDs: Up to 2

*Reservations can be made online or from OPAC terminals as well. Contact the library for more information.

Discussion groups and screening groups (at each library)

Each library regularly holds a discussion group where participants read picture story shows and picture books aloud.

Some libraries also hold screening groups. Both of these groups are free to participate. Contact the library for more information.

OPAC search/reference service (at each library)

There are OPAC terminals at each library where you can search for library materials at any city library. They also provide material and information on any matter or question you want to look for.

Group borrowing (at each library)

Social education related groups in the city can borrow books (100 books/1 month).

Internet services (at each library)

Free Internet is available for 30 minutes per person.

Borrowing of 16mm film stock and projectors (at the Chuo library)

16mm film stock can be borrowed for free by schools, social education related groups, clubs, etc.

Other Libraries in Naha その他の市内の図書館

- **Okinawa Prefectural Library** (Tel. 834-1218/Fax 834-8157)

Located next to Yogi Park, the library currently has a collection of some 518,000 books. It has the most material related to Okinawa anywhere in the prefecture. All material can be borrowed for free by anyone living in Okinawa Prefecture.

- **Okinawa Braille Library** (Tel. 866-0222)

Offers braille books and audio books (on cassette tape and CD) for persons with visual impairments. Private Braille and audio interpretation and one-on-one reading is available as well.

Naha Civic Hall 那覇市民会館

Naha Civic Hall Tel. 855-5081

The Naha Civic Hall is a multipurpose cultural facility with a medium and large sized hall, a Japanese room, conference room, and other ancillary facilities.

Address: 1-2-1 Yorimiya, Naha

Hours: 9:00 – 22:00

(Closed Tuesdays and New Year's holidays)

Usage fees: Varies depending on the usage time. Contact the Naha Civic Hall directly.

URL: <http://www.city.naha.okinawa.jp/kaikan/>

Palette Civic Theater パレット市民劇場

Palette Civic Theater Tel. 869-4880

The Palette Civic Theater is a facility designed to broadly promote music, dancing, theater, and other performing arts activities as well as support the creation of civic culture and improve resident lives.

Address: 9F Palette Kumoji, 1-1-1 Kumoji, Naha

Hours: 9:00 – 22:00 (closed Tuesdays and New Year's holidays)

Usage fees: Varies depending on the usage time and admission fees. Contact the Palette Civic Theater directly.

URL: <http://www.palette-kumoji.co.jp/naha/gekijo/>

Naha Civic Gallery 那覇市民ギャラリー

Naha Civic Gallery Tel. 867-7663

An exhibition space on the 6th floor of Palette Kumoji that can be used to exhibit photos, art, arts and crafts, and so on. There are three exhibition rooms that can be combined and used as two rooms or one room.

Hours: 10:00 – 19:00, Sundays until 17:00 (closed Mondays and New Year's holidays)

Usage fees: Varies depending on the exhibition room. Contact the Naha Civic Gallery directly.

URL: <http://www.palette-kumoji.co.jp/naha/gallery/>

Naha City Museum of Traditional Arts and Crafts 那覇市伝統工芸館

Naha City Museum of Traditional Arts and Crafts Tel. 868-7866

Naha traditional arts and crafts (Tsuboya ware, Ryukyu laquerware, ShuriOri textiles, Ryukyu Bingatadyed cloth, Ryukyu glassware) exhibited in one building. Arts and crafts workshops are also occasionally held. Contact the museum for more information.

Address: 2F Tenbusu Naha, 3-2-10 Makishi, Naha

Hours: 9:00 – 20:00
(Closed 12/31 and 1/1)

Admission fee (special exhibition room)

Adults 300 yen, high school students 200 yen, elementary/junior high school students 100 yen (Admission is free to observe the arts and crafts workshops. Workshop participation fees start at 2,500 yen.)

URL: <http://www.kogeikan.jp/>

Tsuboya Pottery Museum 那覇市立壺屋焼物博物館

Tsuboya Pottery Museum Tel. 862-3761

A yachimunpottery museum located in an area that has always thrived as a center for pottery in Okinawa.

Address: 1-9-32 Tsuboya, Naha

Hours: 10:00 – 18:00, admission until 17:30

Closed: Mondays (excluding Mondays that fall on public holidays and during Golden Week), New Year's holidays (12/28 - 1/4), material maintenance period (one week annually)

Admission: General admission 315 yen, high school/university students 210 yen, junior high school and younger 105 yen

*Free admission for elementary and junior/senior high school students of Naha. Naha residents 65 and over receive a 50% discount. Other discounts are available.

URL: <http://www.edu.city.naha.okinawa.jp/tsuboya/>

Naha City Museum of History 那覇市歴史博物館

Naha City Museum of History Tel. 869-5266

Introduces Shuri/Naha history and culture through historical materials related to the Sho family, a national treasure,

as well as arts and crafts/historical materials endowed to the museum from people with ties to Naha. There are also occasional planned exhibitions on various themes.

Address: 4F Palette Kumoji, 1-1-1 Kumoji, Naha

Hours: 10:00 – 19:00

Closed: Thursdays (except during temporary openings) and New Year's holidays (12/28 – 1/4) (May close temporarily for exhibition changes)

Admission: Adults 300 yen, high school/university students 200 yen, elementary/junior high school students 100 yen

*Discounts available for Naha residents over 65 and persons using their Yui Rail train ticket

*Free for persons who have received a physical disability certificate and their helper

URL: <http://www.rekishhi-archive.city.naha.okinawa.jp/>

Shikinaen Garden, world heritage and nationally designated place of special scenic beauty 識名園

Cultural Assets Division Tel. 917-3501
Shikinaen Management Office Tel. 855-5936

Country home of the Sho family of the Ryukyu Kingdom. Designated a place of special scenic beauty by the government, it is a stroll garden where you can stroll around the pond and enjoy the changing scenes.

Address: 421-7 Azamaji

Hours: 9:00 – 18:00 (admission until 17:30) (Open until 17:30 October – March, admission until 17:00)
Closed Wednesdays (closed the following day if Wednesday is a holiday)

Admission: 400 yen, junior high school age and under 200 yen

Tamaudun Royal Mausoleum, world heritage and nationally designated historical site 玉陵

Cultural Assets Division Tel. 917-3501
Tamaudun Hoenkan Tel. 885-2861

The Tamaudun Royal Mausoleum is a Second Sho Dynasty imperial mausoleum built by King Sho Shin in 1501 to rebury his father King Sho En's remains.

Address: 1-3 Shuri Kanagusuku-cho

Hours: 9:00 – 18:00 (admission until 17:30) Open year-round

Admission: 300 yen, junior high school age and under 150 yen

Manko Waterbird and Wetland Center 漫湖水鳥・湿地センター

Manko Waterbird and Wetland Center Tel. 840-5121

Manko is a stopover point and wintering spot for important migratory birds from around the world. It is Japan's 11th Wetlands of International Importance under the Ramsar Convention. The Manko Waterbird and Wetland Center has exhibition rooms, multi-purpose rooms, observation rooms, and other facilities as a center for promoting the protection of waterbirds and wetland conservation.

Address: 982 Aza-tomigusuku, Tomigusuku

Hours: 9:00 – 17:00 (closed Mondays (closed the following day if Monday is a holiday) and New Year's holidays)

Admission: Free

URL: <http://www.manko-mizudori.net/>

*The Manko Waterbird and Wetland Center is operated by the Ministry of the Environment, Okinawa Prefecture, and Naha and Tomigusuku cities.

Naha Mori-no-ieMinmin (Social Education Center)那覇市立森の家みんな

Mori-no-ieMinmin Tel. 882-3195

This facility utilizes the nature of Sueyoshi Park to give children a chance to experience nature and social interaction.

Address: 4-79-8 ShuriGibo-cho, Naha

Hours: 9:00 – 21:00 *Will coordinate if staying overnight. (Closed Tuesdays and New Year's holidays)

Open to: Children's groups (requires accompaniment) and groups of eight or more youth development-related persons

Reservations

Application period: Three months to seven days before use (two months before use for non-Naha residents)

Applications accepted 9:00 – 18:00 (closed 12:00 – 13:00)

Apply to: Mori-no-ieMinmin Office (phone reservations not accepted)

Usage fees: Fees vary depending on whether you will be staying overnight or not. Contact the office for more details.

URL: <http://www.city.naha.okinawa.jp/kakuka/kyouikuikuseika/minmin/top.html>

Chocho(Butterfly) Garden ちょうちょガーデン

Park Management Division Tel. 951-3239

Chocho(Butterfly) Garden is a model facility for urban environment improvement where Naha hopes people and animals can coexist. Rice paper butterflies are also raised here. You can find butterfly grass (Parsonialaevigata), honey flowers, roosts, and panel exhibitions, and larva breeding rooms, and observe golden glistening pupae and other butterflies.

Lifelong Learning 生涯学習

Municipal community halls 市立公民館

There are seven community centers in Naha: Chuo Community Center, Oroku Minami Community Hall, Shuri Community Hall, Wakasa Community Hall, Ishimine Community Hall, Hantagawa Community Hall, and MakishiStation-maeHoshizoraCommunity Hall. Each community hall holds public lectures, home education classes, adult classes, youth classes, and parent-child relationship classes. They are also used as places of lifelong learning for all Naha residents.

They can also be used as places of learning and cultural activities for clubs. Applications are accepted from the first day of the month before use. Contact the community center for more information.

Hours: 9:00 – 22:00 (closed holidays, Irei no Hi (6/23), and New Year's holidays (12/29 – 1/3))

| | | |
|---|--|---------------|
| Chuo Community Hall (1-2-15 Yosemiya) | Hall, meeting rooms | Tel. 917-3442 |
| OrokuminamiCommunity Hall (2-7-1 Kora) | Hall, seminar room, meeting rooms, Japanese-style room, practical room, audio/visual room, children's library, group liaison room | Tel. 917-3444 |
| ShuriCommunity Hall (2-8-2 ShuriTonokura-cho) | Hall, meeting room, medium meeting room, audio/visual room, children's room, Japanese-style room, kitchen, exhibition room, group room | Tel. 917-3445 |
| WakasaCommunity Hall (2-12-1 Wakasa) | Hall, seminar rooms, Japanese-style room, practical room | Tel. 917-3446 |
| IshimineCommunity Hall (2-70-9 ShuriIshimine-cho) | Hall, study rooms, Japanese-style room, practical room | Tel. 917-3447 |
| HantagawaCommunity Hall (4-1-38 Hantagawa) | Hall, seminar rooms, Japanese-style room, practical room | Tel. 917-3448 |
| Makishi Station-maeHoshizoraCommunity Hall (3F Saion Square, 2-1-1 Asato) | Planetarium, hall, study rooms, practical room, computer room, workshop, Japanese-style room | Tel. 917-3443 |

●List of community hallusage fees (amounts are per hour) *You will be charged for one hour if using for less than one hour.

| Community Hall | Item | Usage Fee (yen) | |
|---|----------------------|-----------------|---------|
| | | Room fee | A/C fee |
| Chuo Community Hall | Hall | 930 | 300 |
| | Meeting room | 160 | 100 |
| Orokuminami Community Center | Hall | 930 | 300 |
| | Medium seminar room | 320 | 100 |
| | Audio/visual room | 400 | 100 |
| | Japanese-style room | 240 | 100 |
| | Small meeting room A | 240 | 100 |
| | Small meeting room B | 240 | 100 |
| | Children's library | 160 | 100 |
| | Practical room | 320 | 100 |
| | Group liaison room | 160 | 100 |
| Shuri Community Hall | Hall | 930 | 300 |
| | Audio/visual room | 480 | 100 |
| | Meeting room | 480 | 100 |
| | Medium meeting room | 320 | 100 |
| | Children's room | 240 | 100 |
| | Exhibition room | 930 | 300 |
| | Japanese-style room | 400 | 100 |
| | Kitchen | 320 | 100 |
| | Group room | 160 | 100 |
| Community Hall | Ite | Usage Fee (yen) | |
| | | Room fee | A/C fee |
| Wakasa Community Hall | Hall | 930 | 300 |
| | Seminar room 1 | 400 | 100 |
| | Seminar room 2 | 240 | 100 |
| | Seminar room 3 | 160 | 100 |
| | Practical room | 240 | 100 |
| | Japanese-style room | 320 | 100 |
| Ishimine Community Hall | Hall | 930 | 300 |
| | Study room 1 | 320 | 100 |
| | Study room 2 | 320 | 100 |
| | Practical room | 400 | 100 |
| | Japanese-style room | 240 | 100 |
| Hantagawa Community Hall | Hall | 930 | 300 |
| | Seminar room 1 | 320 | 100 |
| | Seminar room 2 | 240 | 100 |
| | Japanese-style room | 240 | 100 |
| | Practical room | 400 | 100 |
| Makishi Station-maeHoshizora Community Hall | Hall | 930 | 300 |
| | Study room 1 | 400 | 100 |
| | Study room 2 | 160 | 100 |
| | Study room 3 | 160 | 100 |
| | Study room 4 | 320 | 100 |
| | Practical room | 240 | 100 |
| | Computer room | 400 | 100 |
| | Workshop | 320 | 100 |
| | Japanese-style room | 240 | 100 |
| | | | |

Sports スポーツ

Sports and Recreation Guidance スポーツ・レク指導

Citizens' Sports Division Tel. 917-3504
NPO Naha Sports Association Tel. 853-6979

- Sports classes (NPO Naha Sports Association)

Holds badminton, swimming (beginners), and other sports recreation classes.

- Expert sports advisor dispatch (Citizens' Sports Division)

Advisors can be dispatched to groups that need sports specialists.

Okinawa Cellular Stadium Naha (Naha Municipal Onoyama Baseball Stadium) 沖縄セルラースタジアム那覇 (那覇市営奥武山野球場)
Okinawa Cellular Park Naha (Naha City Onoyama Indoor Sports Ground) 沖縄セルラーパーク那覇

Naha Municipal Onoyama Baseball Stadium Tel. 857-0889

This facility comes complete with a massive sports ground and the prefecture's largest capacity stands, as well as lighting for night games. It can be used for other purposes besides baseball, such as events and festivals.

Address: 42-1 Onoyama-cho, Naha

Hours: 9:00 -21:00 (doors close at 21:30)

Note: Usage fees are subject to various tax reduction and exemption regulations.

Closed: 12/29 – 1/3 the following year (may temporarily open or close at other times)

- Okinawa Cellular Stadium Naha (Naha Municipal Onoyama Baseball Stadium)

| Category | | Usage Fees (per 2hrs/block) |
|---------------------------|----------------------------------|-----------------------------|
| Children and youth groups | Saturdays, Sundays, and holidays | 2,468 yen |
| | Other days | 2,056 yen |
| Other groups | Saturdays, Sundays, and holidays | 7,404 yen |
| | Other days | 6,170 yen |

Additional lighting fees apply when using lighting.

| Category | | Lighting Fees (per 2hrs/time block) | | |
|---------------------------|----------------------------------|-------------------------------------|--------------|--------------|
| | | Full lighting | 2/3 lighting | 1/3 lighting |
| Children and youth groups | Saturdays, Sundays, and holidays | 18,226 yen | 16,868 yen | 14,132 yen |
| | Other days | | | |
| Other groups | Saturdays, Sundays, and holidays | 18,226 yen | 16,868 yen | 14,132 yen |
| | Other days | | | |

*The "full lighting" mentioned above are 1/3 (144 lights) of the maximum 432 lights. When using the maximum number of lights, you will be responsible for installing a generator and all actual costs.

- Okinawa Cellular Park Naha (Naha Municipal Onoyama Indoor Sports Ground)

| Category | Usage Fees (per hour) |
|---------------------------|-----------------------|
| Children and youth groups | 1,748 yen |
| Other groups | 3,497 yen |

Additional lighting fees apply when using lighting.

| Category | Lighting fees (per hour) | | |
|-------------------------------------|--------------------------|-----------|---------|
| | 1500lx | 1000lx | 500lx |
| Full grounds use (baseball, futsal) | 2,832 yen | 1,248 yen | 672 yen |
| Half grounds use (futsal, etc.) | | 1,536 yen | 528 yen |

Sports grounds スポーツグラウンド

Park Management Division Tel. 951-3239

- Multi-purpose ground (inside the park)

Includes lighted facilities for night use. You may be restricted from entering the MakabiDetention basin grounds when raining. (There is no lighting at MakabiDetention basin.)

| | Manko Park | Shintoshin Park | MakabiDetention Basin |
|-------|--|--|--|
| Hours | Weekdays 9:00 – 21:00 Sat., Sun., holidays 7:00 -21:00 | 7:00 – 21:00 | Apr. – Oct. 9:00 – 18:00 Nov. – Mar. 9:00 – 17:00 |
| Fees | Single side: 1,390 yen (incl. consumption tax) Lighted facility: 1,800 yen/hour (incl. consumption tax) | Single side: 1,300 yen (incl. consumption tax) Lighted facility: 1,000 yen/hour (incl. consumption tax) | Per hour: General: 500 yen High school age or younger: 250 yen |

*The fees per hour of use on top of general fees are halved (rounded down to the nearest 10 yen) for Naha residents 65 and over and for persons high school age or younger.

Using junior high school grounds 中学校グラウンドを利用するには

Citizens' Sports Division Tel. 917-3504

The grounds of Kamihara Junior High, Naha Junior High, OrokuJunior High, JohokuJunior. High, KanagusukuJunior High, ShuriJunior High, Ishida Junior High, and Matsushima Junior High Schools are open at night to groups of ten people or more living, working, or going to school in Naha. The grounds come with lighting for rubber-ball baseball, soccer, and other activities.

Hours:19:30 – 21:30 (excl. New Year's holidays)

| Sport | Soccer, Softball, Etc. | Rubber-ball Baseball |
|---|------------------------|----------------------|
| Illuminance | 100 lux | 200 lux |
| Kamihara, Naha, Oroku Junior High Schools | 3,720 yen/2hrs. | - |
| Kanagusuku, Shuri, Ishida, Johoku, and Matsushima Junior High Schools | 3,720 yen/2hrs. | 5,846 yen/2hrs. |

Tennis courts (in parks) テニスコート（公園内）

Park Management Division Tel. 951-3239

Manko Park (Kohagura side), Wakasa Park, Chuo Park, and Matsuyama Park have two courts each, Ooishi Park has one court, and Shintoshin Park has four courts.

| Details | | | | |
|---------|---|----------------------------|----------|----------------------|
| Park | Manko | Wakasa, Chuo, Matsuyama | Ooishi | Shintoshin |
| Courts | 2 (hard) | | 1 (hard) | 4 (artificial grass) |
| Hours | Weekdays 9:00 – 21:00 Sat., Sun., holidays 7:00 – 21:00 | 7:00 – 21:00 | | |

| Usage Fees (per hour/per court) | | | | | | |
|---------------------------------|--------------|---------------------------|--------------------------|---------------------------|--------------|---------------------------|
| Times | Apr. – Aug. | | Sep. – Nov., Feb. – Mar. | | Dec. – Jan. | |
| | 7:00 – 19:00 | 19:00 – 21:00 | 7:00 – 18:00 | 18:00 – 21:00 | 7:00 – 17:00 | 17:00 – 21:00 |
| University student/general | 350 yen | 630 yen (incl. lights) | 350 yen | 630 yen (incl. lights) | 350 yen | 630 yen (incl. lights) |

*Persons high school age and younger must be accompanied by a guardian when using the courts after 19:00.

*Lighted facility times have been stipulated by the mayor as being between 19:00 and 21:00.

*The fees per hour of use on top of general fees are halved (rounded down to the nearest 10 yen) for Naha residents 65 and over and for persons high school age or younger.

Tennis courts (Manko Park Municipal Tennis Court) テニスコート（漫湖公園市民庭球場）

Manko Park Municipal Tennis Court Tel. 857-8783

Manko Park (Kagamihara Junior High School side) has 10 courts (sand filled artificial grass).

| Usage Fees (per hour/per court) | | | | |
|---|------------------|---------------|-------------------|---------------|
| Times | Apr. 1 – Sep. 14 | | Sep. 15 – Mar. 31 | |
| | Open – 19:00 | 19:00 – 21:00 | Open – 18:00 | 18:00 – 21:00 |
| Persons 65 and over, high school age or younger | 170 yen | 450 yen | 170 yen | 450 yen |
| Others | 350 yen | 630 yen | 350 yen | 630 yen |

Usage times: Apr. – Oct. 7:00 – 21:00, Nov. – Mar. 8:00 – 21:00

*Persons high school age and younger must be accompanied by a guardian when using the courts after 19:00.

Naha Civic Gymnasium 那覇市民体育館

Naha Civic Gymnasium Tel. 853-6979

This sports facility, complete with training room, is for Naha residents to use freely.

Address: 1227 Aza-shikina

Hours: 9:00 – 21:00

Closed: 2nd and 4th Tuesdays of every month (closed the following day if the 2nd or 4th Tuesday is a holiday or Irei no Hi), New Year's holidays

Usage fees: (for 2hrs or less) 65 and over, junior high school age and younger: 100 yen, high school students: 150 yen, others: 200 yen

Gymnasiums at elementary and junior high schools, martial arts gyms 小・中学校体育館 / 武道場

Citizens' Sports Division Tel. 917-3504

The gymnasiums at 52 elementary and junior high schools, as well as the martial arts gyms at six junior high schools, are open to groups of ten or more people living, working, or going to school in Naha. Apply to the Citizens' Sports Division.

Hours: Gymnasiums: Weekdays 17:30 – 21:30, Sat./Sun./holidays 8:00 – 21:30

Martial arts gyms: Weekdays/Sat./Sun./holidays 19:00 – 21:30

*Varies by school

Purpose of use: Indoor sports, recreation

Usage fees (per hour)

- Elementary school gymnasiums: Regular use 797 yen, single use 920 yen
- Junior high school gymnasiums: Regular use 834 yen, single use 988 yen
- Martial arts gyms: Regular use 262 yen

Shuri-Ishimine Civic Swimming Pool 那覇市民首里石嶺プール

Shuri-Ishimine Civic Swimming Pool Tel. 835-5079

Heated pool open year-round. In addition to six 25m courses, there is a circular children's pool for parents and children to enjoy. The pool comes complete with a shower and training room (must be high school age or over to use).

Address: B1F Ishimine Culture Sports Plaza, 2-70-9 Shuri-Ishimine-cho

Hours: Pool: 10:00 – 21:30 (one use less than 2.5hrs)

Training room: 9:00 – 21:30 (one use less than 2hrs)

Usage fees: Pool

- Children: 120 yen, Elementary/junior high school students, persons over 65: 250 yen
- High school students: 370 yen, Others: 500 yen

Training room

- High school students 150 yen, Adults 200 yen, Persons 65 and over 100 yen

Closed: 2nd and 4th Tuesday of every month (closed the following day if the 2nd or 4th Tuesday is a holiday or Irei no Hi), New Year's holidays

*Persons younger than high school age must be accompanied by a guardian after 19:00

Kankyo no Mori Fureai 環境の杜ふれあい

Kankyo no Mori Fureai Tel. 882-6117

Built as part of the Naha Haeburu Clean Center as well as to be an environmental facility for community residents, it is a complex equipped with a hot bath including sauna and bedrock bath, indoor gymnasium that can accommodate various indoor competitions, a training room, seminar room, meeting room, consultation room, and multi-purpose grounds.

Address: 588 Aza-arakawa, Haeburu-cho

Hours: 9:00 – 21:00 (one use less than 2hrs)

Closed: Wednesdays (closed on Thursday if Wednesday is a holiday)

Usage fees:

| Facility | Age range of user | fee | Remarks |
|--|------------------------------------|------------|---|
| Gymnasium(including training room) | high school age | 100 yen | *Junior high school age and younger students are not allowed to use the training room |
| | adults | 250 yen | |
| | persons 65 and over | 120yen | |
| Bath | Junior high school age and younger | 300 yen | |
| | high school age | 400 yen | |
| | adults | 650 yen | |
| | persons 65 and over | 320 yen | |
| Bedrock bath (includes use of bath) | Adults | 1,000 yen, | *You must be 18 or over to use the bedrock bath |
| | persons 65 and over | 500 yen | |

Visit the website (<http://www.kankyo-mori.jp>) for more information

Leisure and Sightseeing レジャー・観光

Fukushu-enPark 福州園

Park Management Division Tel. 951-3239

Fukushu-en Park Management Office Tel. 869-5384

This genuine Chinese style park uses traditional techniques unique to the Fuzhou region of China. The park is made up of three spaces: bright, quiet, and flowery. The trees and flowering plants create scenes from all four seasons.

Address: 2-29 Kume

Hours: 9:00 – 18:00 (closed Wednesdays)

*Closed the following day if Wednesday is a holiday.

Admission

| | Adults | Under Junior high school age |
|----------------------------|---------|------------------------------|
| Individual | 200 yen | 100 yen |
| Group(more than 20 people) | 160 yen | 80 yen |

Sueyoshi Park 末吉公園

Park Management Division Tel. 951-3239

You can enjoy a peaceful walk through the woods in the lush Sueyoshi Park, or have a picnic while listening to the chirping of the wild birds.

Address: 1-3-1 ShuriSueyoshi

Parking: Parking available for 30 vehicles

Hours: Mon. – Fri. 9:00 – 22:00, Sat./Sun./holidays 7:00 – 22:00

Manko Park 漫湖公園

Park Management Division Tel. 951-3239

Manko Park Management Office Tel. 853-3144

Manko Park Civic Tennis Court Tel. 857-8783

A jogging course with a total length of 1.5km runs along the lake on Manko Park's Kohagura side and is bustling with joggers morning and night. There is also a "kenko path" in the park that stimulates the pressure points on your feet, tennis courts, a baseball field, and ground golf course. Naha residents can use this park to create a strong, healthy life.

Address: 3-23-1 Kohagura

Parking: Parking available for 90 vehicles

Hours: 7:00 – 22:00

Shintoshin Park 新都心公園

Park Management Division Tel. 951-3239

Shintoshin Park comes with sports facilities such as a multipurpose grounds, tennis court, skate park, basketball court (for 3 on 3 play), and a 850m jogging course made with rubber chip elastic paving material. Use the park to create a healthy life.

Address: 3-2-1 Omoromachi

Parking: Parking available for 138 vehicles

Hours: 7:00 – 22:00

Outdoor stage (in Manko, Yogi, and Shintoshin Parks) 野外ステージ (漫湖公園・与儀公園・新都心公園内)

Park Management Division Tel. 951-3239

Can be used for concerts and performing arts.

Area and capacity

Manko Park: 1,300m² (1,100 person capacity)

Yogi Park: 790m² (850 person capacity)

Shintoshin Park: 2,540 m² (1,300 person capacity)

Hours: 9:00 – 21:00 (prior reservations required)

Usage fee: Depends on usage time. Contact the park for more information.

Naha City Tourism Information Center 那覇市観光案内所

Naha City Tourism Information Center Tel. 868-4887

This facility provides information on events, good restaurants, and other tourism information so you can enjoy Naha. There is also a multi-purpose toilet that can be used freely by the public.

Address: 2-1-4 Makishi

Hours: Mon. – Fri. 8:30 – 20:00

Sat./Sun./holidays 10:00 – 20:00 (open year round)

Announcing the Naha Machikado Guide 那覇市街角ガイドのご案内

NPO Naha Machikado Guide Tel. 860-5960

You can take the Machikado Volunteer Guide Training Course held by the city and the Tourism Association. Persons accredited as guides come together to do activities. Each unique guide will introduce the charms of Naha City.

Guided courses: 1) Public market, Tsuboya course

2) Shuri Castle course

3) Kanagusuku-cho Ishidatami course

4) Shikina-en course

5) Others (contact the association to discuss other courses)

Tour times: 1 – 2hrs (contact the association regarding extensions)

Tour costs: 3,500 yen per group (between 1 – 7 people)

3,000 yen for groups on school trips (between 1 – 7 people)

Reservations: Mon. – Fri. 8:30 – 17:00 (open year round)

Sat./Sun./holidays 10:00 – 17:00

*Contact the association directly or search online for Naha City Machikado Guide!

Naha Machimai 那覇まちま～い

Naha Machimai Office Tel. 860-5780

You'll fall even more in love with Naha! "Machimai" means "stroll around town" in the Okinawa dialect. Take a stroll around Naha together with a guide and discover the new charms of Naha. There are over 20 courses available, and courses for families to enjoy as well.

Participation fee: Adults from 1,000 yen, children from 500 yen

*A separate fee will apply for admission to facilities that charge admission.

*The participation fee will vary with the course. Contact the Naha Machimai Office for more information.

Required time: 1 – 2 hours (varies by course)

Reservations: By phone (9:00 – 17:00) or online (<http://www.naha-machima-i.com>)

Pamphlets available at the Naha City Tourism Information center and any Yui Rail station!

Naminoue Beach 波の上ビーチ

Naminoue Beach Ryokuchi Management Office Tel. 863-7300

The only swimming beach in the city. Free admission.

- Guide to using Naminoue Beach

Wakasa Side

Open: April - October

Swimming Hours: 9:00 – 18:00 (open until 19:00 in July and August)

Usage fees: Shower room 100 yen (3mins), coin lockers 200 yen

Ryokuchi Side

Diving and snorkeling facilities available

*Contact the management office for more information.

- Parking (WakasaKaihama Park parking, NaminoueRyokuchi Parking)

Hours: 7:00 – 21:00

Usage fees: First 30mins or less: Free
30mins – 1hr: 200 yen
Every hour after the 1st hour: Additional 100 yen
Maximum fee every 24hrs: 500 yen

Guide to barbequeing at the Naminoue Beach Grounds 波の上ビーチ広場 バーベキューのご案内

Naminoue Beach Ground Management Office Tel. 866-7473 Fax 915-2451
Naha City Tourism Association Tel. 862-1442

Open: April - October

Reservations accepted for groups of 5 people or more

Reservation period

- 5 – 49 people: From 30 days before the date of the event up until noon the day before (cancellations must be made before noon of the day before the event)
- 50 – 100 people: From 30 days before the date of the event up until noon two days prior to the event (cancellations must be made before noon two days prior to the event)

Receiving food, pots, and gas

Food, pots, and gas can be received from the Naminoue Beach shop

Payment methods

Payment must be made on the day food is received.

Food expenses

Student set: 1,000 yen/person, Nanmin set: 1,400 yen/person, Special set: 1,600 yen/person

*Menus are subject to change. Contact the management office for more information.

Equipment

- Table and benches, gas pot sets: 5,000 yen
(Tables and benches, barbeque pot, gas, hot plate set)
- Table for small groups, gas stove set: 2,500 yen
(Small table, barbeque gas stove, hot plate set)

9. Work and Industry 9.仕事・産業

Seeking employment 求 職

Naha Employment Nandemo Consultation Center なはし就職なんでも相談センター

Naha Employment Nandemo Consultation Center Tel. 988-3163

An employment support facility that anyone can use. Many job seekers use this center while job hunting. Even non-Naha residents can use this facility as long as they are seeking employment, so feel free to stop by.

Address: 1-1-1 Izumizaki (2F Naha City Hall)

Available to: Anyone looking for employment

Hours: Mon. – Fri. 9:00 – 18:00

Services

- Job information

The center has facilities for searching online for job information as well as for viewing Hello Work job information and Okinawa job advertisements.

- Various employment support seminars (visit the center to make a reservation)

- Job hunting challenge seminar

Seminars are held that teach useful job hunting and workplace knowledge, such as business manners and answering a telephone.

- Basic computer courses

Beginner computer courses are held that teach basic PC operation.

- Work briefings

Courses where lecturers from various workplaces are invited to talk about specialized fields.

- Job hunting dojo

Aims to help participants find employment faster through teaching the basics of job hunting to personalized support.

- Job hunting consultation

Specialized employment advisors provide support regarding concerns, problems, and issues while job hunting.

Job seeker/job hunting information, vocational counseling 求人・求職情報、職業相談

- Hello Work Naha Tel. 866-8609

URL: HelloWorkInternetService: <https://www.hellowork.go.jp/>

Okinawa Labor Bureau, Ministry of Health, Labour, and Welfare: <http://okinawa-roudoukyoku.jsite.mhlw.go.jp/home.html>

- Hello Work Plaza Naha Tel. 867-8010

URL: <http://okinawa-roudoukyoku.jsite.mhlw.go.jp/home.html>

- Okinawa Career Center Tel. 866-5465

Employment consultation for persons aged 15 – 34, consultation desk for job hoppers and NEETs

URL: <http://www.career-ce.jp/>

- Naha Silver Human Resources Center Tel. 885 - 6210

Supports healthy senior citizens who want to work utilize their rich experience and abilities in proactively joining society.

URL: <http://www.geocities.jp/sjcnaha/>

- Naha Single Mother and Widow Welfare Association Tel. 858-5578 (dedicated employment support line)
Conducts skills training for single mothers and widows to support them in finding employment.

Naha Business Incubate Office 那覇市IT創造館

Division of Commerce and Industry, Agriculture and Forestry (Office of Business Site Promotion & Employment Measures)
Tel. 951-3212

Naha Business Incubate Office Tel. 941-7000

The Naha Business Incubate Office is a facility that supports the information and telecommunications industries, increases the IT knowledge and skills of businesses and Naha residents alike, and functions as a joint-use incubator for regional revitalization. Businesses are located on the 3rd – 5th floors, and on the 2nd floor there is an internet café and Internet corner that Naha residents can use for free.

- Naha Business Incubate Office

Address: 2-3-6 Mekarū, Naha Next to the Shintoshin Mekarū Branch

Hours: 9:00 – 21:00 (Closed Mondays, holidays, Irei no Hi, and New Year's holidays)

URL: <http://www.nabio.jp/>

Tenbusu Naha てんぶす那覇

Division of Commerce and Industry, Agriculture and Forestry Tel. 951-3212

Naha Bunka Tenbusu Hall Tel. 868-7810

As a new center for culture, performing arts, and arts and crafts activities in Naha, this center is replete with functions to help support the cultural activities of Naha residents. The Naha Bunka Tenbusu Hall features an FM satellite studio and shopping area on the 1st floor, a traditional arts and crafts hall on the 2nd floor, while on the 3rd and 4th floors you'll find a small performance hall where you can watch and experience Ryukyu dancing and Okinawa Eisa fold dances, which are traditional Okinawa performing arts.

Naha Bunka Tenbusu Hall 那覇市ぶんかテンプス館

Division of Commerce and Industry, Agriculture and Forestry Tel. 951-3212

Naha Bunka Tenbusu Hall Tel. 868-7810

There are permanent performing arts performances using the Tenbusu Hall that broadly introduce the performing arts that are at the root of Okinawa and allow people to get to know Okinawa performing arts. There are also rooms where you can try Okinawa cuisine, Eisa folk dancing, and karate, a music studio where you can also make recordings, a lesson room, gallery, lecture room, and more. We hope the residents of Naha will use this facility.

Address: 3-2-10 Makishi, Naha

Hours: 9:00 – 22:00

*The 3rd and 4th floors are open Mondays until 18:00 (except on holidays). Closed 12/29 – 1/3.

Usage fees: Varies depending on the facility. Contact the Naha Bunka Tenbusu Hall for more information.

URL: <http://www.tenbusu.jp/>

NigiwaiHirobaにぎわい広場

Naha Downtown Revitalization Office Tel. 863-1750

The NigiwaiHiroba is a multi-purpose event space with toilets and other facilities for any kind of event. Non-profit groups that are active in promoting community development can use the Community Room. The parking lot can be lent out for a fee too. We hope the residents of Naha will use this facility.

Address: 2-7-10 Matsuo, Naha

Community Room hours: 10:00 – 21:00 (Closed New Year's holidays)

10. City Assembly & Information 10.議会・情報

City Assembly and Elections 議会・選挙

City Assembly 市議会

Secretariat of City Assembly, Proceedings Management Division Tel. 862-8153

The city assembly is composed of Naha residents aged 25 and above with the right to vote who have been selected as council members in an election. This body promotes municipal administration, determines the will of the city, and checks that the municipal government is being run correctly.

- Regular and extraordinary sessions

Regular sessions are held four times a year in February, June, September, and December. In addition to deliberating on submitted bills, the council members ascertain the views of the mayor and other executive organs across the entire municipal government through general questions, makes suggestions, and requests reports and explanations.

General questions consist of questions made by representatives of a political party and general questions from individual council members. In addition to the regular sessions, there are extraordinary sessions held as needed to deliberate on specific matters.

- Plenary session and committees

A plenary session is when all council members gather in the assembly hall and decide on bills. Committees conduct specialized, effective investigation and examination of bills involving regulations and budgets, as well as petitions and appeals.

- Standing and special committees

The standing committee has established five committees (general affairs, construction, education and welfare, welfare economics, and budget and account settlement (composed of all members)). They deliberate bills and petitions and appeals from Naha residents, and conduct general affairs and investigations within their jurisdiction.

Special committees are established by council vote to investigate and examine specific matters.

- Assembly steering committee

Established for the smooth operation of the assembly, it discusses, investigates, and examines matters related to assembly operation, matters related to assembly meeting rules and committee byelaws, matters related to chairperson questions, etc.

- Public hearings and witness system

The opinions of Naha residents and specialists are directly sought to ensure thorough examination of bills that will have a profound effect on Naha residents and major bills, petitions, and appeals.

Attending assembly meetings, assembly minutes, and Naha City Assembly News市議会の傍聴/会議録/市議会だより

Secretariat of City Assembly, Research and Legal Affairs Division Tel. 862-8194

Secretariat of City Assembly, Administrative Affairs Division Tel. 862-8108

The plenary session is open to the public, so anyone can attend. The committees are in principle also open to the public. Assembly meetings normally start at 10:00. Check the schedule on the city assembly website. Regular sessions of the plenary session are broadcast live and taped on the Okinawa Cable Network (OCN).

1. Broadcast: Broadcast in digital (ch. 703) from 10:00 on days the plenary session is held.
2. Taped broadcast: Broadcast in digital (ch. 702) the month following the conclusion of the regular session.

Regular sessions from February 2013 are also broadcast live and taped online.

The details of the plenary session are recorded in the assembly meeting minutes. These can be viewed at the Secretariat of City Assembly, Municipal Administration Information Center, and public libraries. You can also find them on the city assembly website. The Naha City Assembly News is issued quarterly to all Naha households.

The assembly minutes and Naha City Council News can also be found on the city council website.

Petitions and appeals 請願・陳情

Secretariat of City Assembly, Proceedings Management Division Tel. 862-8153

Naha residents can submit opinions and requests regarding the city government to the city assembly. These are called petitions and appeals. While they are handled the same way, items that require an introduction by an assembly member are called petitions, while those that do not are called appeals. You will need to create and submit a petition or appeal to the assembly. Except for not requiring an introduction by a council member, there is essentially no difference between petitions and appeals.

*When submitting petitions or appeals with multiple joint signatures (street associations, etc.), you will need to list an address and other information of a representative and attach a list of names.

*For road and sewerage maintenance, please attach a map, rough sketch, or other reference material.

*Petitions are introduced by council members, while appeals are not.

Elections 選挙

Election Administration Committee Tel. 951-3215

● Who is eligible to vote

You will need to be registered on the voter registration list. To become registered on the voter registration list, you will need to satisfy all of the following requirements on the registration cut-off date.

- Japanese citizen aged 20 and over
- Have an address in Naha
- Registered in the basic resident register for more than three continuous months since the date the resident's card was created (or for persons who submitted a notification of moving-in, the date of the moving-in notification)

Once you are registered on the voter registration list, you will remain registered for as long as you live or unless you move to another city (registration will expire four months after moving out). Be advised that if you forget to submit notification of moving in when you transfer residency, you may not be able to vote even if you actually live in Naha.

● How to vote

In principle, voters will cast their vote directly at the polling station on voting day. Voting times are 7:00 – 20:00. There are also the following voting methods.

Early voting

Persons who cannot make it to the polling station on voting day, and persons who anticipate corresponding to a certain set of reasons, can cast their vote at a designated location from the date it is announced or made public until the day before voting day. In such cases, you will need to fill in a written oath and bring your polling station admission ticket.

Absentee voting

Persons staying in another city besides Naha due to work, vacation, and so on during the election period can cast an absentee vote at the election administration committee where you are staying. (You will need to request an absentee ballot from the Naha Election Administration Committee.) If the hospital a person is hospitalized in, nursing home, or other facility is a designated absentee voting facility, then an absentee vote can be cast from within that facility. (Contact the facility for more information.)

Proxy voting

Persons who cannot read, or persons who cannot write due to physical disability or the like, can have a proxy write for them. (Your vote will be kept secret.)

Absentee voting by mail

Persons with severe physical disabilities and correspond to a certain set of reason can fill in their ballots at home and cast their vote by mail. (You will need to apply for a post office voting certificate.)

Miscellaneous

*Students studying and living outside of Naha

The address of students living in dormitories, lodging, or other residence outside of Naha for academic reasons will vote where their academic activities are taking place, except in special circumstances. Even if you are registered as a resident of Naha you will not be able to vote here. Transfer your resident registration to where you are studying.

Information 情報

Community Safety Division Tel. 862-9955

Voicing your opinions and requests to the city government 市政へのご意見・ご要望は

Naha runs the following programs to hear the opinions and requests of local citizens to the municipal government and work to reflect these, and to actively promote the participation of local citizens in the municipal government.

- Submitting petitions and requests

You can submit your requests and grievances by petition (in writing) or phone, in person, or by using the comment box.

- Online consultation desk

<http://www.city.naha.okinawa.jp/hiroba/soudan.htm>

There is an online consultation desk on Naha's website.

- Writing a letter to the mayor

The month of September every year is "Write the Mayor a Letter Month."

- Tobidase! Mayor's Office

The mayor visits the informal meeting places of various organizations and groups to exchange opinions on a subject of the group's choosing.

Coproduction Promotion Division Tel. 861-3846

- **Mayor relay visitation talks**

The mayor visits the informal meeting places of various organizations and groups to talk plainly on thoughts and work

for urban promotion through cooperation.

- **Do Kyodo! Sore Ike Sales Manager**

Here the mayor introduces and proposes chances for cooperation all around people to expand the ring of practice. The location and date of the talk can be adjusted to match the wishes of the group.

Publicity 広報

Secretariat & Public Relations Division Tel. 862-9942

- **Newsletters and publications**

- Naha Newsletter – Shimin no Tomo: Published on the 1st of every month, distributed free to all households
- Naha Residents Guide: Distributed to all persons moving into the city

- **Audio and Braille information**

An audio recording (cassette tape) of a reading of the Naha Newsletter – Shimin no Tomo as well as excerpts from it in Braille are sent every month to visually impaired persons (by request).

- **Online information**

Naha has created the following website for your use. It is updated as necessary with information on the municipal government and each division.

*Naha website: <http://www.city.naha.okinawa.jp/>